

This document provides you with key investor information about this fund. It is not marketing material. The information is required by law to help you understand the nature and the risks of investing in this fund. You are advised to read it so you can make an informed decision about whether to invest.

**abrdn Ethical Corporate Bond Fund, a Sterling denominated sub fund of the abrdn OEIC V, Platform 1 Acc Shares (ISIN: GB00B708KW45). This fund is managed by abrdn Fund Managers Limited.**

## OBJECTIVES AND INVESTMENT POLICY

### Investment Objective

To generate income and some growth over the long term (5 years or more) by investing in Sterling-denominated investment grade corporate bonds which adhere to the abrdn Ethical Corporate Bond Investment Approach.

**Performance Target:** To be top quartile within the fund's peer group; as measured by the Investment Association Sterling Corporate Bond Sector, over rolling three-year periods (after charges). The Performance Target is the level of performance that the management team hopes to achieve for the fund. There is however no certainty or promise that they will achieve the Performance Target.

The ACD believes this is an appropriate target for the fund based on the investment policy of the fund and the constituents of the sector.

### Investment Policy Portfolio Securities

- The fund will invest at least 60% in Sterling denominated investment grade corporate bonds issued anywhere in the world.
- The fund may invest in bonds, issued anywhere in the world by corporations and supranational institutions, including sub-sovereigns, sub-investment grade, inflation-linked, convertible, asset backed and mortgage backed bonds. The fund will employ techniques to reduce (hedge) risk related to currency movements on non-Sterling bonds.
- The fund may also invest in other funds (including those managed by abrdn), money market instruments and cash.
- All investments will adhere to the abrdn Ethical Corporate Bond Investment Approach which is published at [www.abrdn.com](http://www.abrdn.com) under "Sustainable Investing".
- The fund will invest at least 70% in corporations that the abrdn ESG House Score quantitatively identifies as having superior ESG characteristics in a global context. This analysis covers areas such as human rights, labour rights, environmental safeguards and combating bribery and corruption.
- The approach utilises abrdn's fixed income investment process, which enables portfolio managers to assess how ESG factors are likely to impact on the company's ability to repay its debt, both now and in the future. A key component of this is the ESG Risk Rating, which enables the management team to qualitatively identify and avoid ESG laggards.
- As part of the approach the fund applies a set of company exclusions which are related but not limited to animal testing, weaponry, pornography, gambling, tobacco and alcohol.

### Management Process

- The fund management team use their discretion (active management) to identify bonds and derivatives based on analysis of

global economic and market conditions (for example, interest rates and inflation), analysis of a company's prospects and creditworthiness compared to that of the market.

- Engagement with external company management teams is used to evaluate the ownership structures, governance and management quality of those entities, in order to inform portfolio construction.

- Through the application of the abrdn Ethical Corporate Bond Investment Approach, the fund is expected to have a lower carbon intensity, than the iBoxx Sterling Collateralized & Corporates Index.

- This approach reduces the benchmark investable universe by a minimum of 20%.

- In seeking to achieve the Performance Target, the iBoxx Sterling Collateralized & Corporates Index is used as a reference point for portfolio construction and as a basis for setting risk constraints. The expected variation ("tracking error") between the returns of the fund and the index, is not ordinarily expected to exceed 3%. Due to the ethical nature of the management process, the fund's performance profile may deviate significantly from that of the iBoxx Sterling Collateralized & Corporates Index. Please Note: The fund's ability to buy and sell bonds and the associated costs can be affected during periods of market stress which could include periods where interest rates move sharply.

### Derivatives and Techniques

- The fund will make routine use of derivatives to reduce risk, reduce cost and/ or generate extra income or growth consistent with the risk profile of the fund (often referred to as "Efficient Portfolio Management").

- Derivatives include instruments used to manage expected changes in interest rates, inflation, currencies or creditworthiness of corporations. Investors in the fund may buy and sell shares on any dealing day (as defined in the Prospectus).

If you invest in income shares, income from investments in the fund will be paid out to you. If you invest in accumulation shares, income will be added to the value of your shares.

Recommendation: the fund may not be appropriate for investors who plan to withdraw their money within five years. Investors should satisfy themselves that their attitude to risk aligns with the risk profile of this fund before investing.

## RISK AND REWARD PROFILE

Lower risk ← → Higher risk  
Typically lower rewards      Typically higher rewards



This indicator reflects the volatility of the fund's share price over the last five years which in turn reflects the volatility of the underlying assets in which the fund invests. Historical data may not be a reliable indication for the future.

The current rating is not guaranteed and may change if the volatility of the assets in which the fund invests changes. The lowest rating does not mean risk free.

The fund is rated as 4 because of the extent to which the following risk factors apply:

- The fund invests in securities which are subject to the risk that the issuer may default on interest or capital payments.
- The fund price can go up or down daily for a variety of reasons including changes in interest rates, inflation expectations or the perceived credit quality of individual countries or securities.
- The fund invests in high yielding bonds which carry a greater risk of default than those with lower yields.
- The fund invests in mortgage and asset-backed securities (which may include collateralised loan, debt or mortgage obligations (respectively CLOs, CDOs or CMOs)). These are subject to prepayment and extension risk and additional liquidity and default risk compared to other credit securities.
- Convertible securities are investments that can be changed into another form upon certain triggers. As such, they can exhibit credit,

equity and fixed interest risk. Contingent convertible securities (CoCos) are similar to convertible securities but have additional triggers which mean that they are more vulnerable to losses and volatile price movements and hence become less liquid.

- The use of derivatives carries the risk of reduced liquidity, substantial loss and increased volatility in adverse market conditions, such as a failure amongst market participants. The use of derivatives may result in the fund being leveraged (where market exposure and thus the potential for loss by the fund exceeds the amount it has invested) and in these market conditions the effect of leverage will be to magnify losses.
- Applying ESG and sustainability criteria in the investment process may result in the exclusion of securities within the fund's benchmark or universe of potential investments. The interpretation of ESG and sustainability criteria is subjective meaning that the fund may invest in companies which similar funds do not (and thus perform differently) and which do not align with the personal views of any individual investor.

All investment involves risk. This fund offers no guarantee against loss or that the fund's objective will be attained.

The price of assets and the income from them may go down as well as up and cannot be guaranteed; an investor may receive back less than their original investment.

Inflation reduces the buying power of your investment and income.

The value of assets held in the fund may rise and fall as a result of exchange rate fluctuations.

The fund could lose money if an entity (counterparty) with which it does business becomes unwilling or unable to honour its obligations to the fund.

In extreme market conditions some securities may become hard to value or sell at a desired price. This could affect the fund's ability to meet redemptions in a timely manner.

The fund could lose money as the result of a failure or delay in

operational processes and systems including but not limited to third party providers failing or going into administration.

## CHARGES

The charges you pay are used to pay the costs of running the fund including marketing and distributing it. These charges reduce the potential growth of your investment.

### One-off charges taken before or after you invest

|              |       |
|--------------|-------|
| Entry charge | 0.00% |
| Exit charge  | 0.00% |

These are the maximum charges that we might take out of your money before it is invested and before we pay out the sale proceeds of your investment. In some cases, you might pay less and you should speak to your financial adviser about this.

### Charges taken from the fund over a year

|                 |       |
|-----------------|-------|
| Ongoing charges | 0.64% |
|-----------------|-------|

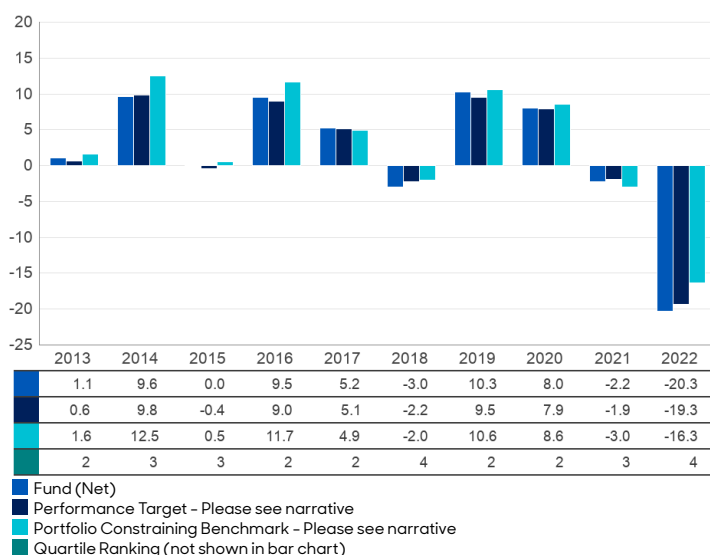
### Charges taken from the fund under certain specific conditions

|                 |       |
|-----------------|-------|
| Performance fee | 0.00% |
|-----------------|-------|

## PAST PERFORMANCE

abrnd Ethical Corporate Bond Fund, Platform 1 Acc, 31 December 2022

% Returns



## PRACTICAL INFORMATION

Name of Depository: Citibank UK Limited, Citigroup Centre, Canada Square, Canary Wharf, London E14 5LB. Further information about abrnd OEIC V (Prospectus, report & accounts) can be found at [www.abrnd.com](http://www.abrnd.com), where documents may be obtained free of charge.

Other practical information (e.g. where to find latest share prices) can be found in documents held at [www.abrnd.com](http://www.abrnd.com).

Details of the up to date remuneration policy which includes a description of how remuneration and benefits are calculated, the identities of the persons responsible for awarding remuneration and benefits and the composition of the remuneration committee, are available at [www.abrnd.com](http://www.abrnd.com) and a paper copy will be available free of charge upon request from abrnd Fund Managers Limited.

Prospective investors should consult their own professional advisers on the potential tax consequences of acquiring, holding or selling shares. abrnd Fund Managers Limited may be held liable solely on the basis of any statement contained in this document that is misleading, inaccurate or inconsistent with the relevant parts of the Prospectus for the abrnd OEIC V.

Other share classes are available in the fund and further information about these can be found in the prospectus for abrnd OEIC V. abrnd OEIC V is an umbrella structure comprising a number of different sub funds, one of which is this fund.

This document is specific to the fund and share class stated at the beginning of this document. However, the Prospectus, annual and half-yearly reports are prepared for the entire umbrella.

The assets of a sub fund within the umbrella belong exclusively to that sub fund and shall not be used or made available to discharge (directly or indirectly) the liabilities of, or claims against, any other person or body including abrnd OEIC V and any other sub fund. Any liability incurred on behalf of or attributable to any sub fund shall be discharged solely out of the assets of that sub fund.

Investors may switch their shares in the fund for shares in another sub

The entry and exit charges shown are maximum figures. In some cases you might pay less - you can find this out from your financial adviser. The Ongoing Charges figure reflects the amount based on the expenses within the annual report for each financial year. This figure may vary from year to year. It excludes: performance fees (where applicable); portfolio transaction costs, except in the case of an entry/exit charge paid by the fund when buying or selling in another collective investment undertaking.

Where the Fund invests in an open-ended collective investment scheme which is operated or managed by the ACD/the Manager or an associate of the ACD/the Manager, no additional annual management charge will be incurred by the Fund on such an investment.

The annual report for each financial year will include detail on the exact charges made.

The Ongoing Charge figure is as at 31/10/2022.

A switching charge may be applied in accordance with the Prospectus.

For more information about charges please see Prospectus.

Further information on the charges can be found in the Prospectus.

Past performance is not a guide to future performance.

Performance is net of charges and does not take into account any entry, exit or switching charges but does take into account the ongoing charge, as shown in the Charges section.

Performance is calculated in GBP.

The fund was launched in 2005. The share/unit class was launched in 2012.

Performance Target - IA £ Corporate Bond Sector Average (GBP).

Portfolio Constraining Benchmark - Markit iBoxx Sterling Collateralized & Corporates (GBP).

fund within abrnd OEIC V. For further information please refer to the prospectus (section on 'Switching') which can be found at [www.abrnd.com](http://www.abrnd.com).

## Key Investor Information

This document provides you with key investor information about this Fund. It is not marketing material. The information is required by law to help you understand the nature and the risks of investing in this Fund. You are advised to read it so you can make an informed decision about whether to invest.



**BNY MELLON**  
INVESTMENT MANAGEMENT

# BNY Mellon Sustainable Global Dynamic Bond Fund

**INSTITUTIONAL SHARES W (ACCUMULATION) (ISIN: GB00BJBKC380)**

a sub-fund of BNY Mellon Investment Funds. This Fund is managed by BNY Mellon Fund Managers Limited

## Objectives and Investment Policy

### OBJECTIVE

To achieve income and capital growth over the medium term (3-5 years). The Fund is managed to seek a minimum return of cash (SONIA (30-day compounded) +2% per annum over five years before fees. In doing so, it aims to achieve a positive return on a rolling three year basis (meaning a period of three years, no matter which day you start on). However, a positive return is not guaranteed and a capital loss may occur.

### POLICY

#### The Fund will:

- invest anywhere in the world;
- invest in emerging markets;
- invest predominantly (meaning at least 75% of the portfolio) in global fixed interest securities (bonds) issued by governments, companies and other public entities that meet the Investment Manager's sustainability criteria, where environmental, social and governance ("ESG") considerations are an integral part of the criteria. The Investment Manager's sustainability criteria exclude companies that participate in certain activities and involve other general and company level ESG-related analysis of a company's activities;
- invest in derivatives (financial instruments whose value is derived from other assets) to help achieve the Fund's investment objective. The Fund will also use derivatives with the aim of risk or cost reduction or to generate additional capital or income; and
- limit investment in other collective investment schemes to 10%.

#### The Fund may:

- invest more than 35% of its assets in government and public securities (those issued or guaranteed by a single state, local authority or public international body);
- invest in bonds rated below investment grade (BBB-) by Standard & Poor's (or equivalent recognised rating agency); and
- invest significantly in cash and cash-like securities in extreme market conditions.

**Benchmark:** The Fund will measure its performance before fees against SONIA (30-day compounded) +2% per annum over five years as a target benchmark (the "Benchmark").

SONIA is a nearly risk-free rate meaning no bank credit risk is included, the rate can rise or fall as a result of central bank policy decisions or changing economic conditions. The Fund will use the Benchmark as a target for the Fund's performance to match or exceed because SONIA (30-day compounded) is representative of sterling cash and the Fund's investment objective is to seek a minimum return of sterling cash +2% per annum.

The Fund is actively managed, which means the Investment Manager has discretion over the selection of investments, subject to the investment objective and policies disclosed in the Prospectus.

### OTHER INFORMATION

**Treatment of income:** net income from investments will be retained within the Fund and reflected in the value of your shares.

**Dealing:** you can buy and sell your shares in the Fund between 9:00 and 17:00 (UK time) on each business day in England and Wales. Instructions received before 12:00 will receive the price quoted on that day. The minimum initial investment for this share class is GBP 500,000.

## Risk and Reward Profile

Lower risk  
Potentially lower reward

Higher risk  
Potentially higher reward

1 2 3 4 5 6 7

We have calculated the risk and reward category, as shown above, using a method of calculation derived from EU rules. As this Fund has less than five years performance data available, it is based on simulated volatility and is not a guide to the future risk and reward category of the Fund. The category shown is not a target or guarantee and may shift over time. Even the lowest category 1 does not mean a risk-free investment.

This Fund is in category 3 because its simulated historical value has shown moderately low volatility. With a Fund of category 3, you have a moderately low risk of losing money but your chance for gains is also moderately low.

### THE FOLLOWING RISKS MAY NOT BE FULLY CAPTURED BY THE RISK AND REWARD INDICATOR:

- **Objective/Performance Risk:** There is no guarantee that the Fund will achieve its objectives.
- **Performance Aim Risk:** The performance aim is not a guarantee, may not be achieved and a capital loss may occur. Funds which have a higher performance aim generally take more risk to achieve this and so have a greater potential for returns to vary significantly.

- **Currency Risk:** This Fund invests in international markets which means it is exposed to changes in currency rates which could affect the value of the Fund.
- **Derivatives Risk:** Derivatives are highly sensitive to changes in the value of the asset from which their value is derived. A small movement in the value of the underlying asset can cause a large movement in the value of the derivative. This can increase the sizes of losses and gains, causing the value of your investment to fluctuate. When using derivatives, the Fund can lose significantly more than the amount it has invested in derivatives.
- **Changes in Interest Rates & Inflation Risk:** Investments in bonds/money market securities are affected by interest rates and inflation trends which may negatively affect the value of the Fund.
- **Credit Ratings and Unrated Securities Risk:** Bonds with a low credit rating or unrated bonds have a greater risk of default. These investments may negatively affect the value of the Fund.
- **Credit Risk:** The issuer of a security held by the Fund may not pay income or repay capital to the Fund when due.
- **Emerging Markets Risk:** Emerging Markets have additional risks due to less-developed market practices.
- **Charges to Capital:** The Fund takes its charges from the capital of the Fund. Investors should be aware that this has the effect of lowering the capital value of your investment and limiting the potential for future capital growth. On redemption, you may not receive back the full amount you initially invested.
- **China Interbank Bond Market and Bond Connect risk:** The Fund may invest in China interbank bond market through connection between the related Mainland and Hong Kong financial infrastructure institutions. These may be subject to regulatory changes, settlement

risk and quota limitations. An operational constraint such as a suspension in trading could negatively affect the Fund's ability to achieve its investment objective.

- **CoCo's Risk:** Contingent Convertible Securities (CoCo's) convert from debt to equity when the issuer's capital drops below a pre-defined level. This may result in the security converting into equities at a discounted share price, the value of the security being written down, temporarily or permanently, and/or coupon payments ceasing or being deferred.
- **Sustainable Funds Risk:** The Fund follows a sustainable investment approach, which may cause it to perform differently than funds that

have a similar objective but which do not integrate sustainable investment criteria when selecting securities. The Fund will not engage in stock lending activities and, therefore, may forego any additional returns that may be produced through such activities.

- **Counterparty Risk:** The insolvency of any institutions providing services such as custody of assets or acting as a counterparty to derivatives or other contractual arrangements, may expose the Fund to financial loss.

A complete description of risk factors is set out in the Prospectus in the section entitled "Risk Factors".

## Charges

The charges cover the costs of running the Fund, including the costs of marketing and selling. These charges reduce the potential growth of your investment.

### ONE-OFF CHARGES TAKEN BEFORE OR AFTER YOU INVEST

|              |       |
|--------------|-------|
| Entry charge | 0.00% |
| Exit charge  | None  |

*This is the maximum that might be taken out of your money before it is invested and before the proceeds of your investment are paid out.*

### CHARGES TAKEN FROM THE FUND OVER A YEAR

|                |       |
|----------------|-------|
| Ongoing charge | 0.63% |
|----------------|-------|

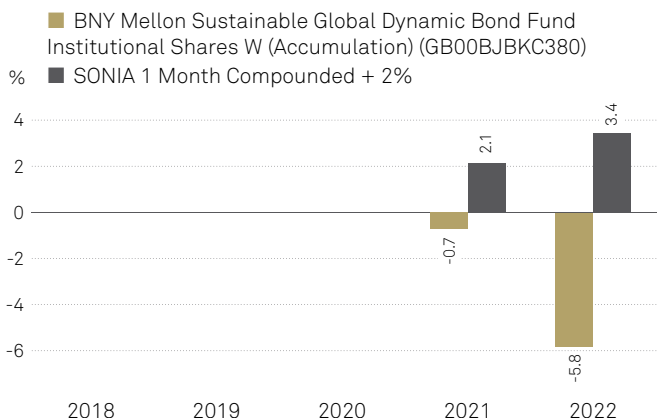
### CHARGES TAKEN FROM THE FUND UNDER CERTAIN SPECIFIC CONDITIONS

|                 |      |
|-----------------|------|
| Performance fee | None |
|-----------------|------|

The ongoing charge is based on expenses calculated on 31 December 2022. This may vary from year to year. It excludes performance fees and portfolio transaction costs, except in the case of an entry/exit charge paid when buying or selling units in another mutual fund.

More information about charges is available in the "Fees and Expenses" section of the Prospectus.

## Past Performance



The chart includes all charges except entry charges.

Fund launch date - 30 January 2020.

Share class launch date - 30 January 2020.

Performance of this share class is shown in GBP.

Performance of the Benchmark is shown in GBP.

Past performance is not a guide to future performance.

Effective 1st October 2021, the benchmark changed from the London Interbank Offered Rate (LIBOR) to the Sterling Overnight Index Average (SONIA). All benchmark past performance prior to this date was calculated against LIBOR.

## Practical Information

**Documents:** The Fund is a sub-fund (part) of BNY Mellon Investment Funds ("BNY MIF"), an umbrella structure comprising different sub-funds. This document is specific to the Fund and share class stated at the beginning of this document. Copies of the Prospectus, annual and semi-annual reports which are prepared for the umbrella may be obtained free of charge from [www.bnymellonim.com](http://www.bnymellonim.com) or from BNY Mellon Investment Management EMEA Limited, BNY Mellon Centre, 160 Queen Victoria Street, London EC4V 4LA. These documents are available in English, German and Spanish.

**Share price:** The latest share price and other information, including how to buy or sell shares, are available from the website and address given above. Other share classes are offered by the Fund as set out in the Prospectus.

**Switching:** Investors may switch shares in the Fund for shares in other sub-funds of BNY MIF provided they satisfy the criteria applicable to investment in other sub-funds. Further information on switching is contained in the "Switching" section of the Prospectus.

**Legal status:** The assets of the Fund belong exclusively to that sub-fund and may not be used to discharge the liabilities of or claims

against any other person or body, including BNY MIF or any other sub-fund within the umbrella.

**Liability statement:** BNY Mellon Fund Managers Limited may be held liable solely on the basis of any statement contained in this document that is misleading, inaccurate or inconsistent with the relevant parts of the Prospectus for the Fund.

**Depositary:** NatWest Trustee and Depositary Services Limited.

**Tax:** The tax legislation of the Fund's domicile may have an impact on your personal tax position. For further details, please speak to an adviser.

**Remuneration Policy:** Details of the up-to-date remuneration policy of BNY Mellon Fund Managers Limited including, but not limited to, a description of how remuneration and benefits are calculated and the identity of persons responsible for awarding the remuneration and benefits are available on [www.bnymellonim.com](http://www.bnymellonim.com). A paper copy will be made available free of charge upon request.

**Index Providers:** Further information about the index providers is set out under 'Benchmark Provider Disclaimers' in the Prospectus.



## Key Investor Information

This document provides you with key investor information about this Fund. It is not marketing material. The information is required by law to help you understand the nature and the risks of investing in this Fund. You are advised to read it so you can make an informed decision about whether to invest.



**BNY MELLON**  
INVESTMENT MANAGEMENT

# BNY Mellon Sustainable Real Return Fund

**INSTITUTIONAL SHARES W (ACCUMULATION) (ISIN: GB00BD6DRD55)**

a sub-fund of BNY Mellon Investment Funds. This Fund is managed by BNY Mellon Fund Managers Limited

## Objectives and Investment Policy

### OBJECTIVE

To achieve a rate of return in sterling terms that is equal to or above the return from cash (SONIA (30-day compounded)) + 4% per annum over five years before fees. In doing so, it aims to achieve a positive return on a rolling three year basis (meaning a period of three years, no matter which day you start on). However, capital is in fact at risk and there is no guarantee that this will be achieved over that, or any, time period.

### POLICY

#### The Fund will:

- invest predominantly, meaning at least 75%, in a portfolio of UK and international securities;
- invest in companies that meet the Investment Manager's sustainability criteria, where environmental, social and governance ("ESG") considerations are an integral part of the criteria. The Investment Manager's sustainability criteria exclude companies that participate in certain activities and involve other general and company level ESG-related analysis of a company's activities;
- follow a broad 'multi-asset' portfolio approach (e.g. company shares (i.e. equities) and similar investments, bonds and similar debt investments and cash);
- gain exposure to property or commodities through exchange listed securities and/or collective investment schemes;
- invest in bonds, issued by governments and companies, with high and low credit ratings (i.e. investment grade and/or sub-investment grade bonds as rated by Standard and Poor's or similar agencies);
- invest in derivatives (financial instruments whose value is derived from other assets) to help achieve the Fund's investment objective. The Fund will also use derivatives with the aim of risk or cost reduction or to generate additional capital or income; and
- limit investment in other collective investment schemes to 10% (including but not limited to another Sub-Fund or Sub-Funds of the Company).

#### The Fund may:

- invest in emerging markets;
- invest more than 35% of its assets in government and public securities issued or guaranteed by a single state, local authority or public international body;
- allocate up to 8.5% of its assets to alternative risk premia strategies. Such strategies seek to gain exposure to risk premia (the return or reward an investor earns to bear risk) through instruments such as structured notes, derivative instruments and collective investment schemes;
- invest in Contingent Convertible Securities (CoCo's); and
- invest significantly in cash and cash-like investments.

**Benchmark:** The Fund will measure its performance before fees against SONIA (30-day compounded) +4% per annum over five years as a target benchmark (the "Benchmark").

SONIA is a nearly risk-free rate meaning no bank credit risk is included, the rate can rise or fall as a result of central bank policy decisions or changing economic conditions. The Fund will use the Benchmark as a target for the Fund's performance to match or exceed because, in typical market conditions, it represents a target that will be equal to or greater than UK inflation rates over the same period and is commensurate with the Investment Manager's approach.

The Fund is actively managed, which means the Investment Manager has discretion over the selection of investments, subject to the investment objective and policies as disclosed in the Prospectus.

### OTHER INFORMATION

**Treatment of income:** net income from investments will be retained within the Fund and reflected in the value of your shares.

**Dealing:** you can buy and sell your shares in the Fund between 9:00 and 17:00 (UK time) on each business day in England and Wales. Instructions received before 12:00 will receive the price quoted on that day. The minimum initial investment for this share class is GBP 500,000.

## Risk and Reward Profile

Lower risk  
Potentially lower reward

Higher risk  
Potentially higher reward

1 2 3 4 5 6 7

We have calculated the risk and reward category, as shown above, using a method of calculation derived from EU rules. As this Fund has less than five years performance data available, it is based on simulated volatility and is not a guide to the future risk and reward category of the Fund. The category shown is not a target or guarantee and may shift over time. Even the lowest category 1 does not mean a risk-free investment.

This Fund is in category 4 because its simulated historical value has shown moderate volatility. With a Fund of category 4, you have a moderate risk of losing money but your chance for gains is also moderate.

### THE FOLLOWING RISKS MAY NOT BE FULLY CAPTURED BY THE RISK AND REWARD INDICATOR:

– **Performance Aim Risk:** The performance aim is not a guarantee, may not be achieved and a capital loss may occur. Funds which have a higher performance aim generally take more risk to achieve this and so have a greater potential for returns to vary significantly.

- **Currency Risk:** This Fund invests in international markets which means it is exposed to changes in currency rates which could affect the value of the Fund.
- **Derivatives Risk:** Derivatives are highly sensitive to changes in the value of the asset from which their value is derived. A small movement in the value of the underlying asset can cause a large movement in the value of the derivative. This can increase the sizes of losses and gains, causing the value of your investment to fluctuate. When using derivatives, the Fund can lose significantly more than the amount it has invested in derivatives.
- **Changes in Interest Rates & Inflation Risk:** Investments in bonds/money market securities are affected by interest rates and inflation trends which may negatively affect the value of the Fund.
- **Credit Ratings and Unrated Securities Risk:** Bonds with a low credit rating or unrated bonds have a greater risk of default. These investments may negatively affect the value of the Fund.
- **Credit Risk:** The issuer of a security held by the Fund may not pay income or repay capital to the Fund when due.
- **Emerging Markets Risk:** Emerging Markets have additional risks due to less-developed market practices.
- **Charges to Capital:** The Fund takes its charges from the capital of the Fund. Investors should be aware that this has the effect of lowering the capital value of your investment and limiting the potential for future capital growth. On redemption, you may not receive back the full amount you initially invested.

- **Shanghai-Hong Kong Stock Connect and/or the Shenzhen-Hong Kong Stock Connect ("Stock Connect") risk:** The Fund may invest in China A shares through Stock Connect programmes. These may be subject to regulatory changes and quota limitations. An operational constraint such as a suspension in trading could negatively affect the Fund's ability to achieve its investment objective.
- **China Interbank Bond Market and Bond Connect risk:** The Fund may invest in China interbank bond market through connection between the related Mainland and Hong Kong financial infrastructure institutions. These may be subject to regulatory changes, settlement risk and quota limitations. An operational constraint such as a suspension in trading could negatively affect the Fund's ability to achieve its investment objective.
- **Sustainable Funds Risk:** The Fund follows a sustainable investment approach, which may cause it to perform differently than funds that have a similar objective but which do not integrate sustainable investment criteria when selecting securities. The Fund will not engage in stock lending activities and, therefore, may forego any additional returns that may be produced through such activities.

- **CoCo's Risk:** Contingent Convertible Securities (CoCo's) convert from debt to equity when the issuer's capital drops below a pre-defined level. This may result in the security converting into equities at a discounted share price, the value of the security being written down, temporarily or permanently, and/or coupon payments ceasing or being deferred.
- **Counterparty Risk:** The insolvency of any institutions providing services such as custody of assets or acting as a counterparty to derivatives or other contractual arrangements, may expose the Fund to financial loss.
- **Investment in Infrastructure Companies Risk:** The value of investments in Infrastructure Companies may be negatively impacted by changes in the regulatory, economic or political environment in which they operate.

A complete description of risk factors is set out in the Prospectus in the section entitled "Risk Factors".

## Charges

The charges cover the costs of running the Fund, including the costs of marketing and selling. These charges reduce the potential growth of your investment.

### ONE-OFF CHARGES TAKEN BEFORE OR AFTER YOU INVEST

|              |       |
|--------------|-------|
| Entry charge | 0.00% |
| Exit charge  | None  |

*This is the maximum that might be taken out of your money before it is invested and before the proceeds of your investment are paid out.*

### CHARGES TAKEN FROM THE FUND OVER A YEAR

|                |       |
|----------------|-------|
| Ongoing charge | 1.01% |
|----------------|-------|

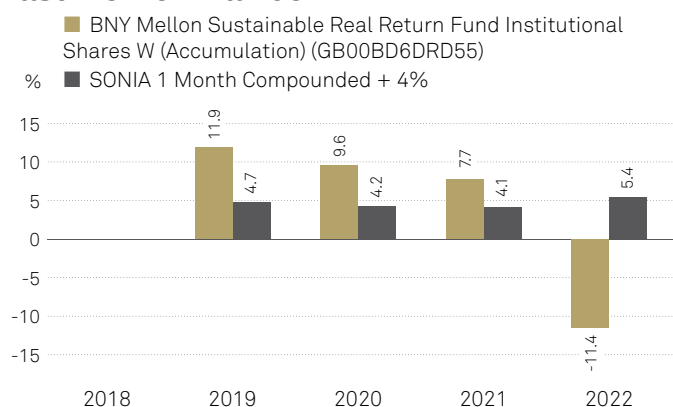
### CHARGES TAKEN FROM THE FUND UNDER CERTAIN SPECIFIC CONDITIONS

|                 |      |
|-----------------|------|
| Performance fee | None |
|-----------------|------|

The ongoing charge is based on expenses calculated on 31 December 2022. This may vary from year to year. It excludes performance fees and portfolio transaction costs, except in the case of an entry/exit charge paid when buying or selling units in another mutual fund.

More information about charges is available in the "Fees and Expenses" section of the Prospectus.

## Past Performance



The chart includes all charges except entry charges.

Fund launch date - 24 April 2018.

Share class launch date - 24 April 2018.

Performance of this share class is shown in GBP.

Performance of the Benchmark is shown in GBP.

Past performance is not a guide to future performance.

Effective 1st October 2021, the benchmark changed from the London Interbank Offered Rate (LIBOR) to the Sterling Overnight Index Average (SONIA). All benchmark past performance prior to this date was calculated against LIBOR.

## Practical Information

**Documents:** The Fund is a sub-fund (part) of BNY Mellon Investment Funds ("BNY MIF"), an umbrella structure comprising different sub-funds. This document is specific to the Fund and share class stated at the beginning of this document. Copies of the Prospectus, annual and semi-annual reports which are prepared for the umbrella may be obtained free of charge from [www.bnymellonim.com](http://www.bnymellonim.com) or from BNY Mellon Investment Management EMEA Limited, BNY Mellon Centre, 160 Queen Victoria Street, London EC4V 4LA. These documents are available in English, German and Spanish.

**Share price:** The latest share price and other information, including how to buy or sell shares, are available from the website and address given above. Other share classes are offered by the Fund as set out in the Prospectus.

**Switching:** Investors may switch shares in the Fund for shares in other sub-funds of BNY MIF provided they satisfy the criteria applicable to investment in other sub-funds. Further information on switching is contained in the "Switching" section of the Prospectus.

**Legal status:** The assets of the Fund belong exclusively to that sub-fund and may not be used to discharge the liabilities of or claims

against any other person or body, including BNY MIF or any other sub-fund within the umbrella.

**Liability statement:** BNY Mellon Fund Managers Limited may be held liable solely on the basis of any statement contained in this document that is misleading, inaccurate or inconsistent with the relevant parts of the Prospectus for the Fund.

**Depository:** NatWest Trustee and Depository Services Limited.

**Tax:** The tax legislation of the Fund's domicile may have an impact on your personal tax position. For further details, please speak to an adviser.

**Remuneration Policy:** Details of the up-to-date remuneration policy of BNY Mellon Fund Managers Limited including, but not limited to, a description of how remuneration and benefits are calculated and the identity of persons responsible for awarding the remuneration and benefits are available on [www.bnymellonim.com](http://www.bnymellonim.com). A paper copy will be made available free of charge upon request.

**Index Providers:** Further information about the index providers is set out under 'Benchmark Provider Disclaimers' in the Prospectus.

This Fund is authorised in the United Kingdom and regulated by the Financial Conduct Authority. BNY Mellon Fund Managers Limited is authorised in the United Kingdom and regulated by the Financial Conduct Authority. This key investor information is accurate as at 15 February 2023.

# Key Investor Information

This document provides you with key investor information about this fund. It is not marketing material. The information is required by law to help you understand the nature and the risks of investing in this fund. You are advised to read it so you can make an informed decision about whether to invest.

## CT Responsible UK Income Fund

Share Class: 2 Acc, a Fund of Columbia Threadneedle (UK) ICVC V (ISIN GB00B4NKFT88).  
This Fund is managed by Columbia Threadneedle Fund Management Limited.

### Objectives and investment policy

The objective is to achieve income with capital growth over the long term (at least 5 years). The Fund invests only in assets which meet the Fund's predefined responsible investment criteria. The Fund invests at least 80% in shares of UK companies. These are companies in any economic sector and of any market capitalisation that may be listed, quoted or traded in the UK or elsewhere but which are incorporated, domiciled or conduct a significant portion of their business in the UK. The Fund may also invest in investment grade, Sterling denominated corporate bonds.

As part of its investment process, the Investment Manager integrates environmental, social and governance ("ESG") factors into its routine analysis. Through this process, the Investment Manager: (1) avoids investments that are contrary to the goals of making positive contributions to society and/or the environment, taking into account both product based exclusions and conduct based exclusions; (2) invests predominantly in companies that meet high standards in how they operate, based on an assessment of their policies and performance with respect to overall sustainability management; and (3) improves companies by selecting those that, in the Investment Manager's opinion, will benefit from active investor engagement, leading to reduced risk, improved performance, best practices and, overall, long-term investor value. The Fund is actively managed. The Manager believes that an appropriate comparator benchmark for reviewing fund performance is the FTSE All-Share index, given the investment policy of the Fund and the approach taken by the Manager. The Fund is not constrained by this benchmark and has significant freedom to invest in a portfolio that is materially different to the benchmark's own composition.


Any income earned by this share class will be reinvested back into the share class to help boost the value of a share. There is no minimum holding period for this Fund. However, it may not be appropriate for investors who plan to withdraw their money in under 5 years. You may buy or sell shares daily on demand (but not weekends or UK bank holidays or other days when the Fund is not open for dealing). Orders to buy or sell must be received by 12 noon (UK time) to receive the price calculated at that day's valuation point.. We are not required to hold monies arising from the purchase and sales of shares in our funds in a client money bank account and hold these monies in our own bank account, utilising the FCA's permitted one-day window while carrying out a delivery versus payment transaction for the purpose of settling transactions in relation to units in the Fund. In the exceptional event that a transaction is not processed within this one-day window, any cash will be held in a client bank account. No interest will be paid to investors on cash held on a client bank account.

### Risk and reward profile

The Risk and Reward Indicator table demonstrates where the Fund ranks in terms of its potential risk and reward. The higher the rank the greater the potential reward but the greater the risk of losing money. It is based on past data, may change over time and may not be a reliable indication of the future risk profile of the Fund. The shaded area in the table below shows the Fund's ranking on the Risk and Reward Indicator.

Typically lower rewards,  
lower risk

Typically higher rewards,  
higher risk



Historical data may not be a reliable indicator of the Fund's future risk and reward profile. The risk category shown is not guaranteed and may change over time. The lowest category does not mean 'risk free'. The value of your investment may fall as well as rise.

The category is based on the rate at which the value of the investments held by the Fund have moved up and down in the past.

The indicator does not adequately reflect the following risks of investing in particular assets, which may impact on future investment return:

**Derivative Risk:** derivative values rise and fall at a greater rate than equities and debt instruments. Losses can be greater than the initial investment.

**Liquidity Risk:** the ability to buy and sell assets at a favourable price may be affected by a low level of counterparties willing to enter into a transaction with the Fund.

**Smaller Companies Risk:** smaller companies carry a higher degree of risk and their value can be more sensitive to market movement.

**Ethical Screening Risk:** the screening out of sectors or companies on ethical grounds may mean the Fund is more sensitive to price swings than an equivalent unscreened fund.

**Credit Risk:** receiving income or capital due from debt instruments is dependant on the provider's ability to pay.

**Yield Risk:** the yield on the FTSE All-Share Index can fall and rise and is not guaranteed.

**Charges from Capital Risk:** taking the charges from the capital of the Fund to increase the distributable income may impact on capital returns.

## Charges

The charges you pay are used to pay the costs of running the Fund, including the costs of marketing and distributing it. These charges reduce the potential growth of your investment.

### One-off charges taken before or after you invest

|              |       |
|--------------|-------|
| Entry charge | 0.00% |
| Exit charge  | 0.00% |

These are the maximum charges that we might take out of your money before it is invested and before we pay out the sale proceeds of your investment. In some cases, you might pay less and you should speak to your financial adviser about this.

### Charges taken from the Fund over a year

|                 |       |
|-----------------|-------|
| Ongoing charges | 0.80% |
|-----------------|-------|

### Charges taken from the Fund under specific conditions

|                 |      |
|-----------------|------|
| Performance fee | NONE |
|-----------------|------|

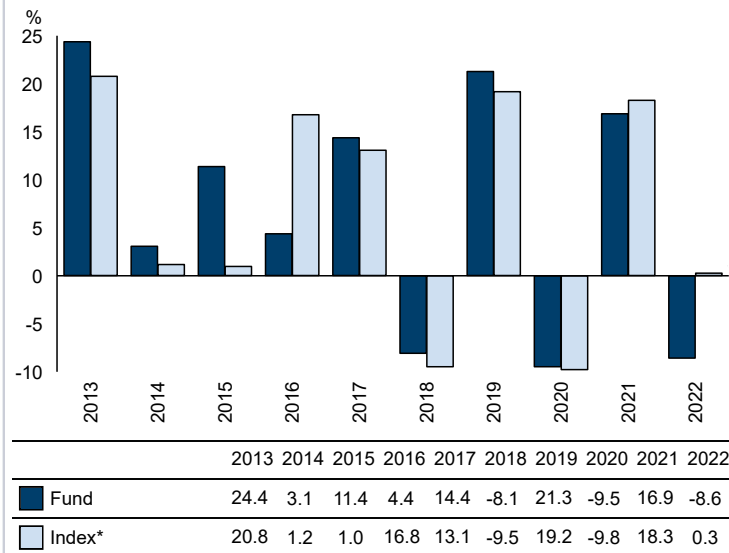
The ongoing charges figure is at 30/11/2022.

It excludes:

- Performance fees
- Portfolio transaction costs, except in the case of an entry/exit charge paid by the UCITS when buying or selling units in another collective investment undertaking.

For more information about charges, please see the section entitled Fees and Expenses in the Fund's prospectus, which is available at [www.columbiathreadneedle.co.uk](http://www.columbiathreadneedle.co.uk).

## Past performance



Source: FE fundinfo 2023

You should be aware that past performance is not a guide to future performance.

Fund launch date: 13/10/1987.

Share/unit class launch date: 13/09/2012.

Performance is calculated in GBP.

The chart shows how much the Fund increased or decreased in value as a percentage in each year, net of charges (excluding entry charge), and net of tax.

\* FTSE All Share

## Practical information

This document is issued by Columbia Threadneedle Fund Management Limited, a wholly owned subsidiary of Columbia Threadneedle Investments UK International Limited.

Further information regarding the Fund including copies of the prospectus, annual and half yearly report and accounts can be obtained free of charge from Retail Sales Support, Columbia Threadneedle Investments, 6th Floor, Quartermile4, 7a Nightingale Way, Edinburgh EH3 9EG, telephone: Sales Support on 0800 085 0383, email: [sales.support@columbiathreadneedle.com](mailto:sales.support@columbiathreadneedle.com) or electronically at [www.columbiathreadneedle.co.uk](http://www.columbiathreadneedle.co.uk).

The Fund is part of Columbia Threadneedle (UK) ICVC V. You may switch investment between other funds or share classes of Columbia Threadneedle (UK) ICVC V. An entry charge may apply. Details on switching are provided in the Fund's prospectus.

The assets and liabilities are segregated by law between the different funds of Columbia Threadneedle (UK) ICVC V. This means that the Fund's assets are held separately from other funds. Your investment in the Fund will not be affected by any claims made against any other fund in Columbia Threadneedle (UK) ICVC V.

Details of the up to date remuneration policy including but not limited to a description of how remuneration and benefits are calculated will be available on [www.columbiathreadneedle.co.uk](http://www.columbiathreadneedle.co.uk) when and in so far as available.

Other practical information, including the latest published price for the Fund is available on our website [www.columbiathreadneedle.co.uk](http://www.columbiathreadneedle.co.uk).

The Depositary for the Fund is State Street Trustees Limited.

The tax legislation of the United Kingdom may have an impact on your personal tax position depending on your country of residence.

Columbia Threadneedle Fund Management Limited may be held liable solely on the basis of any statement contained in this document that is misleading, inaccurate or inconsistent with the relevant parts of the prospectus for the Fund.



# KEY INVESTOR INFORMATION

# EDENTREE RESPONSIBLE AND SUSTAINABLE

# SHORT DATED BOND FUND

## SHARE CLASS B GB00BZ012J01

This document provides you with key investor information about this Fund. It is not marketing material. The information is required by law to help you understand the nature and the risks of investing in this Fund. You are advised to read it so you can make an informed decision about whether to invest. This fund is a sub-fund of EdenTree Investment Funds – Series 1, an open ended investment company managed by EdenTree Investment Management Limited as the Authorised Corporate director.

### OBJECTIVES AND INVESTMENT POLICY

The Fund aims to preserve capital and generate a regular income payable quarterly.

The EdenTree Responsible and Sustainable Short Dated Bond Fund seeks to invest at least 80% in short dated government bonds and debt instruments issued by companies that the manager believes make a positive contribution to society and the environment through sustainable and socially responsible practices.

In line with the Fund's objective to preserve capital, the Fund will aim to invest at least 80% in sterling denominated fixed interest securities of short duration. Portfolio duration will be expected to average around 2 years, with the anticipated upper limit being 3 years. The portfolio will also look to maintain high credit quality. Securities will usually have a minimum credit rating of A by Moody's, S&P and or Fitch to be considered for investment. A maximum of 10% of the holdings may be invested in BBB-rated debt, seeking a target overall portfolio rating of A or better.

The Manager may also invest in units in collective investment schemes, money-market instruments, derivatives and forward transactions, term deposits, nil and partly-paid securities, cash and near cash as deemed economically appropriate to meet the Fund's objective.

The Fund favours companies that follow good Business Ethics, Corporate Governance, Employment & Labour practices, Environment and Climate Management, Human Rights, and Community Relations and is particularly positive on companies that contribute to Education, Health & Wellbeing, Social Infrastructure and Sustainable Solutions. We assess a diverse set of indicators of a company's approach to sustainability during our screening process. Further details of EdenTree's Responsible and Sustainable Investment Policy are available on request or can be downloaded from our website at [www.edentreeim.com](http://www.edentreeim.com).

The Fund favours companies that follow good Business Ethics, Corporate Governance, Employment & Labour practices, Environment and Climate Management, Human Rights, and Community Relations and is particularly positive on companies that contribute to Education, Health & Wellbeing, Social Infrastructure and Sustainable Solutions.

Further details of EdenTree's Responsible and Sustainable Investment Policy which are available on request or can be downloaded from our website at [www.edentreeim.com](http://www.edentreeim.com).

We do not currently intend to use derivatives for any purpose other than the efficient management of the Fund. Derivatives are financial instruments that can provide ways of benefiting from movements (up or down) in the price of underlying assets, such as stocks or bonds, without taking ownership of the assets themselves.

This Fund is marketable to retail investors and will be managed in line with the requirements for inclusion in an Individual Savings Account (ISA) but is not available for direct investment in our stocks and shares ISA.

More information on the investment policy can be found in the full Prospectus which is available at [www.edentreeim.com/literature](http://www.edentreeim.com/literature)

### RISK AND REWARD PROFILE

Lower risk = Typically lower rewards

Higher risk = Typically higher rewards



- The risk category above is not a measure of capital loss or gains, but of how significant the rises and falls in the Share Class price.
- For example a Share Class whose price has experienced significant rises and falls will be in a higher risk category, whereas a Share Class whose price has experienced less-significant rises and falls will be in a lower risk category.
- As the Share Class risk category has been calculated using simulated historical data, it may not be a reliable indication of the Share Class future risk profile.
- Please note that the Share Class risk category may change in the future and is not guaranteed. The lowest risk category does not mean a risk-free investment.
- The Share Class is in risk category 3 as its price has experienced moderate rises and falls historically.

### What risks are associated with this fund?

- The value of your investment and the income you get from it may fall as well as rise and you could get back less than you put in. What you get back when you cash in your investment will depend on investment performance.
- Selecting stocks due to our ethical criteria means that the choice of stocks is limited to a subset of the stockmarket and this could lead to greater volatility.
- Changes in interest rates will affect the value and the interest earned from the bonds held by the Fund. When interest rates rise, the capital value of the Fund is likely to fall and vice versa.
- The issuer of a financial security held within the Fund may not pay income or repay capital to the Fund when due. The value of a security may be affected by the general state of the economy and market perception of the risk of default.

More details on all of the risks mentioned above can be found in the full Prospectus.



## CHARGES FOR THIS FUND

The charges you pay are used to cover the costs of running the Fund, including the costs of marketing and distributing it. These charges reduce the potential growth of your investment.

### One-off charges taken before or after you invest

Entry charge None

Exit charge None

This is the maximum that might be taken out of your money (before it is invested) (before the proceeds of your investment are paid out).

### Charges taken from the Fund over a year

Ongoing charges 0.38%

### Charges taken from the Fund under specific conditions

Performance fee None

The entry charge shown is a maximum figure. In some cases you might pay less – you can find this out from your financial adviser or distributor.

The ongoing charges figure based on expenses for the year ending 31 December 2022. This figure may vary from year to year and excludes portfolio transaction costs.

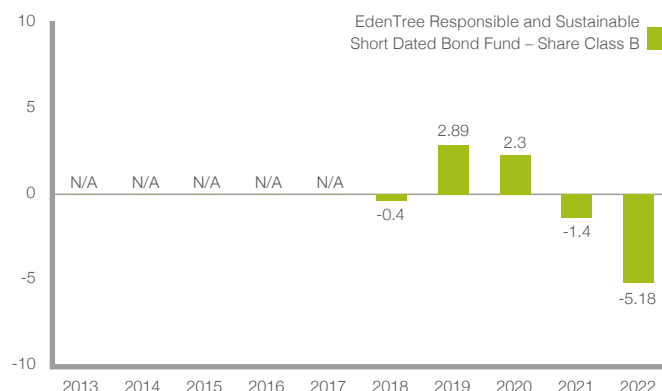
If you switch Funds within the EdenTree Investment Management range you will be charged a maximum 1% entry charge on your new Fund. The switching charge is currently set to zero.

For more information about charges, please see Appendix 1 of the Fund's Prospectus, which is available at [www.edentreeim.com/literature](http://www.edentreeim.com/literature)

For further details, or to receive a free copy in English of the full Prospectus and the latest Report and Accounts, please contact us at:

EdenTree Investment Management  
Sunderland SR43 4AU  
Telephone 0800 358 3010  
[www.edentreeim.com](http://www.edentreeim.com)

## PAST PERFORMANCE



Bar chart showing the year by year percentage growth of the EdenTree Responsible and Sustainable Short Dated Bond Fund – Share Class B.

- The Fund was launched on 1 September 2017.
- This Share Class was launched on 1 September 2017.
- Performance figures are calculated in Sterling on a mid-price basis and include reinvested income. The calculation incorporates the annual management charge and all other Fund expenses but excludes the entry charge.
- The base currency of the Fund is Sterling.
- Past performance is not a guide to future returns.

## PRACTICAL INFORMATION

- Depository: The Bank of New York Mellon (International) Limited.
- The UK tax regime may have an impact on your personal tax position.
- You can check the latest prices for the Fund in the Financial Times or on our website.
- You are entitled to switch from this Fund to another Fund on request, subject to a switching charge.
- The authorised Fund Manager may be held liable solely on the basis of any statement contained in this document that is misleading, inaccurate or inconsistent with the relevant parts of the Prospectus for the Fund.
- The Fund has its own specific portfolio of assets and liabilities. The assets of the Fund belong exclusively to that Fund and shall not be used to discharge the liabilities of, or claims against, any other person or body, including the Company or any other Fund, and shall not be available for such purpose.
- The following share classes are available for the Fund: Income.

Information on the Authorised Fund Manager's current remuneration policy, including a description of how remuneration and benefits are calculated, the identity of persons responsible for awarding the remuneration and benefits, and the composition of the remuneration committee are available at [www.edentreeim.com](http://www.edentreeim.com). Alternatively a paper copy is available free of charge on request.

This Fund is authorised in the United Kingdom and regulated by the Financial Conduct Authority. EdenTree Investment Management Limited is authorised in the United Kingdom and regulated by the Financial Conduct Authority.

This key investor information is accurate as at 1 February 2023.

## Key Investor Information

This document provides you with key investor information about this Fund. It is not marketing material. The information is required by law to help you understand the nature and the risks of investing in this Fund. You are advised to read it so you can make an informed decision about whether to invest.

# Developed World Sustainable Equity Index Fund

a sub-fund of HSBC Index Tracker Investment Funds, (the "OEIC");  
managed by HSBC Global Asset Management (UK) Limited

Class: Accumulation C  
ISIN: GB00BN71RZ01

**Explanations of terms shown within the objectives and policy in bold, can be found within the glossary on our website: <http://www.assetmanagement.hsbc.com>.**

## Objectives and Investment Policy

- The Fund aims to provide **returns** by tracking the performance of the FTSE Developed ESG Low Carbon Select Index (the "Index") before the deduction of charges.
- The Index is net of tax that applies to UK funds.
- The Index is comprised of the shares (**equities**) of large and medium sized companies from developed markets. The Index seeks to achieve a reduction in carbon emissions and fossil fuel reserves exposure and an improvement of the FTSE Russell ESG rating against that of the FTSE Developed Index (the "Parent Index"). The Index also excludes the shares of certain companies based on sustainability criteria. Further information about the Index and the criteria can be found in the Prospectus.
- The Fund will invest directly in shares of all of the companies that make up the Index and in the same or very similar proportions in which they are included in the Index.
- However, there may be circumstances when it is not possible or practical for the Fund to invest in shares of all the companies of the Index. The Fund may not invest in all the companies of the Index to manage transaction costs or to reflect market conditions, regulations or HSBC's banned weapons policy.
- The Fund may hold cash and other funds, including funds managed by the **HSBC Group**, to manage day-to-day cash flow requirements.
- The anticipated **tracking error** for the Fund is expected to be up to 0.20%.

### Use of derivatives

- The Fund may use different types of **derivatives** for **efficient portfolio management**, including **hedging**. In particular the Fund may use **derivatives** to help it manage cash flows and to gain exposure to companies that make up the Index. The Fund may invest up to 10% of its value in **contracts for differences**. The use of **derivatives** will be consistent with the risk profile of the Fund.
- Income is reinvested.
- You may sell your investment on any business day by contacting the administrator before the dealing deadline at 12pm.
- Recommendation: this Fund may not be appropriate for investors who plan to withdraw their money within a period of 5 years.

## Risk and Reward Profile



The risk and reward indicator is based on historical data and may not be a reliable indication of the future risk profile of the Fund.

The risk and reward category shown is not guaranteed to remain unchanged and may shift over time. The lowest category does not mean a risk-free investment.

### Why is this Fund in this specific category?

This Fund is classified in category 5 because its price or simulated data has shown medium to high fluctuations historically.

### Material risks not fully captured by the Risk and Reward Indicator:

- **Counterparty Risk** The possibility that the counterparty to a transaction may be unwilling or unable to meet its obligations.
- **Derivatives Risk** Derivatives can behave unexpectedly. The pricing and volatility of many derivatives may diverge from strictly

reflecting the pricing or volatility of their underlying reference(s), instrument or asset.

- **Exchange Rate Risk** Changes in currency exchange rates could reduce or increase investment gains or investment losses, in some cases significantly.
- **Index Tracking Risk** To the extent that the Fund seeks to replicate index performance by holding individual securities, there is no guarantee that its composition or performance will exactly match that of the target index at any given time ("tracking error").
- **Investment Leverage Risk** Investment Leverage occurs when the economic exposure is greater than the amount invested, such as when derivatives are used. A Fund that employs leverage may experience greater gains and/or losses due to the amplification effect from a movement in the price of the reference source.
- **Liquidity Risk** Liquidity is a measure of how easily the Fund's holdings can be quickly converted to cash. The value of the Fund's holdings may be significantly impacted by liquidity risk during adverse market conditions.
- **Operational Risk** Operational errors may affect transactions, valuation, accounting, financial reporting and other processes relating to the Fund.

## Charges

The charges you pay are used to pay the running costs of the Fund, including the marketing and distribution costs. These charges reduce the potential growth of the investment.

### One-off charges taken before or after you invest

|              |       |
|--------------|-------|
| Entry charge | 0.00% |
| Exit charge  | 0.00% |

This is the maximum that might be taken out of your money before it is invested or before the proceeds of your investment are paid out.

### Charges taken from the Fund over a year

|                |       |
|----------------|-------|
| Ongoing charge | 0.17% |
|----------------|-------|

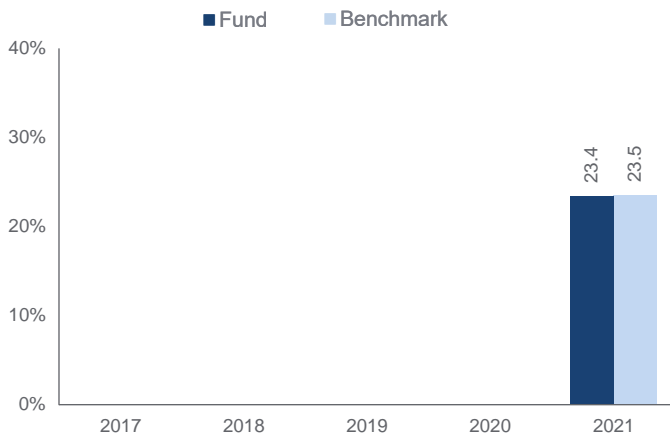
### Charges taken from the Fund under certain specific conditions

|                 |      |
|-----------------|------|
| Performance fee | None |
|-----------------|------|

- The entry and exit charges shown are the maximum that may be charged. In some cases you may pay less. You can obtain the actual charges from your financial adviser.
- A conversion charge may be payable.
- The ongoing charges figure is based on last year's expenses for the year ending 15/11/2021. Charges may vary from year to year.

Further information on Charges can be found in the "Fees and Expenses" section of the Fund's Prospectus.

## Past Performance



- Past performance is not a guide to future performance; the value of your investment and any income from it can go down as well as up.
- Performance returns are based on the net asset value with distributable income reinvested. Past performance takes account of all ongoing charges but not entry, exit or conversion charges.
- The past performance of this share class is calculated in GBP.
- The performance of the Fund is shown against the performance of the FTSE Developed ESG Low Carbon Select Index.
- The Fund was launched on 10 December 2020.

## Practical Information

### Depository

State Street Trustees Limited.

### Further information

Further information about the OEIC including the latest Prospectus, latest published prices of shares, annual report and half yearly report may be obtained free of charge, in English, from the Administrator, HSBC Global Asset Management (UK) Limited, Sunderland SR43 4BF or by visiting [www.assetmanagement.hsbc.com](http://www.assetmanagement.hsbc.com). The most recent Prospectus is available in English. This document describes a single share class of the OEIC. The Prospectus, annual and half yearly reports are prepared for the entire OEIC.

### Share classes

Other share classes are available, as detailed in the Prospectus. It is possible to convert your shares into a different share class or switch your shares into a different Fund within the OEIC. Details of how to do this are in the Prospectus (please note an initial charge may apply).

### Remuneration Policy

The Remuneration Policy of the Authorised Corporate Director, which describes the remuneration practices and governance arrangements for UCITS and AIFMD Authorised entities, is available at [www.assetmanagement.hsbc.com](http://www.assetmanagement.hsbc.com) (please select "About Us" then "Our Governance" then "Remuneration Practices and Governance Arrangements for UCITS and AIFMD Authorised Entities") or on request free of charge from the Administrator.

### Tax

UK tax legislation may have an impact on your personal position.

### Management Company

HSBC Global Asset Management (UK) Limited, the Authorised Corporate Director, may be held liable solely on the basis of any statement contained in this document that is misleading, inaccurate or inconsistent with the relevant parts of the Prospectus for the OEIC.

### Segregated liability

The OEIC is an umbrella investment company with segregated liability between Funds. This means that the holdings of one Fund are kept separate from the holdings of the other Funds and your investment in the Fund cannot be used to pay the liabilities of any other Fund.

The Fund is authorised in the United Kingdom and regulated by the Financial Conduct Authority. HSBC Global Asset Management (UK) Limited is authorised in the United Kingdom and regulated by the Financial Conduct Authority.

This key investor information is accurate as at 31 March 2022.





## Charges

The charges you pay are used to pay the costs of running the Fund, including the costs of managing and distributing it. These charges reduce the potential growth of your investment.

If you invest through a third party provider you are advised to consult them directly as charges, performance and terms and conditions may differ materially to those shown in this document.

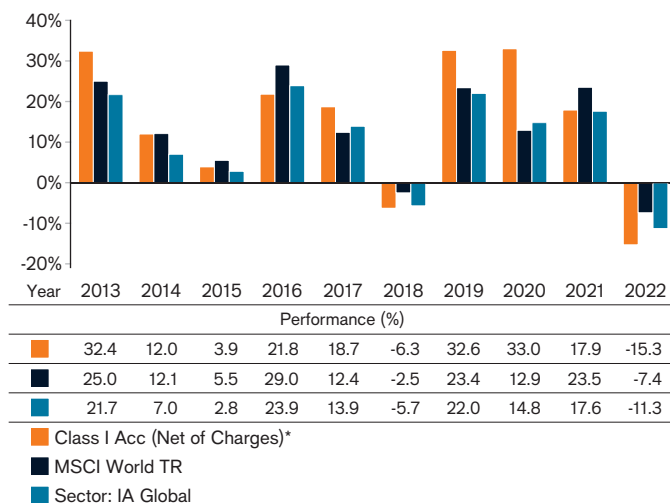
### One-off charges taken before or after you invest\*

|              |         |
|--------------|---------|
| Entry Charge | 0.00%   |
| Exit Charge  | 0.00%** |

\* The charges shown are maximum figures. In some cases you may pay less.

\*\* Subject to a charge of up to 3.00% where the Manager suspects excessive trading by an investor (and specifically on subscriptions held for less than 90 days).

## Past performance



### Charges taken from the Fund over a year

|                 |       |
|-----------------|-------|
| Ongoing Charges | 0.85% |
|-----------------|-------|

The ongoing charges are based on actual annualised expenses for the period ending 31 March 2022. Ongoing charges may vary from year to year.

The figure for ongoing charges excludes portfolio transaction costs, except in the case of an initial charge paid by the Fund when buying shares or units in another Fund.

For more information about Charges please see the Company's Prospectus.

The past performance is calculated in GBP.

The Fund was launched in July 1991 and the share class was launched in July 2012.

Past performance does not predict future returns.

The past performance takes into account all charges except one-off charges.

The Fund does not aim to track the performance of the benchmark.

\*Class I Acc was launched in July 2012. Performance prior to that date is simulated past performance based on the Class I Inc of the same Fund which reflects a different ongoing charge, which was 1.73% for the period ended 31 March 2022.

## Practical information

**Depository:** NatWest Trustee and Depository Services Limited.

**To obtain more information:** This Key Investor Information Document may not contain all the information you need.

For the last published price of shares in the Fund or any additional information on the Fund, or to obtain the Company's prospectus or the annual/semi-annual report, please visit [www.janushenderson.com](http://www.janushenderson.com). Documents are available free of charge in English and certain other languages. You may also contact the registered office of the Fund at 201 Bishopsgate, London EC2M 3AE, or your local representative office.

**Tax:** Investors should note that the tax legislation that applies to the Fund may have an impact on the personal tax position of their investment in the Fund.

Contact your adviser to discuss tax treatment, suitability of this investment, and other questions.

**Notices:** Janus Henderson Fund Management UK Limited may be held liable solely on the basis of any statement contained in this document

that is misleading, inaccurate or inconsistent with the relevant parts of the Prospectus for the Fund.

The assets of each sub-fund are segregated, meaning that each sub-fund is insulated from any losses or claims associated with the other sub-funds.

Further information about dealing and switching to other share classes of this Fund or other Funds in this OEIC may be obtained by visiting [www.janushenderson.com](http://www.janushenderson.com) or found in the Company's prospectus.

The details of the up-to-date remuneration policy of the Manager are available at [www.janushenderson.com](http://www.janushenderson.com). A paper copy of the remuneration policy will be made available free of charge upon request. These include a description of how pay and benefits are worked out and the people or committee members responsible for awarding them.

The Fund and Janus Henderson Fund Management UK Limited are authorised in the UK and regulated by the Financial Conduct Authority ("FCA").

*This Key Investor Information is accurate as at 21 February 2023.*

# Key Investor Information

This document provides you with key investor information about this Fund. It is not marketing material. The information is required by law to help you understand the nature and the risks of investing in this Fund. You are advised to read it so you can make an informed decision about whether to invest.

JPMorgan Fund ICVC

ISIN: GB00B235HC61

## JPM Global Macro Sustainable Fund C - Net Accumulation

a Share Class of JPMorgan Fund ICVC – JPM Global Macro Sustainable Fund. The Authorised Corporate Director ("ACD") is JPMorgan Funds Limited

### Objectives, Process and Policies

#### INVESTMENT OBJECTIVE

The Fund aims to provide positive investment returns, before fees, over a rolling 3 year period in all market conditions by investing globally in a portfolio that is positioned towards securities with positive ESG characteristics, using derivatives where appropriate. A positive return is not guaranteed over this or any time period and a capital loss may occur.

#### INVESTMENT PROCESS

##### Investment approach

- Uses an investment process based on macro research to identify global investment themes and opportunities.
- Flexible and focused approach to take advantage of global trends and changes through traditional and non-traditional assets.
- Fully integrated, risk management framework provides detailed portfolio analysis.
- Invests in securities exhibiting positive ESG characteristics by adhering to ESG exclusions and positioning the portfolio towards issuers with positive ESG characteristics.

**Benchmark** ICE BofA SONIA Overnight Rate Index

##### Benchmark uses and resemblance

- The Fund is actively managed. The Benchmark is a Performance Comparator however the Fund will be managed without reference to its Benchmark. The Benchmark has been chosen as it reflects the investment strategy for the Fund.

#### POLICIES

**Main investment exposure** Invests either directly or through derivatives, in a portfolio that is positioned towards securities with positive ESG characteristics, comprised of debt securities, equities, commodity index instruments and convertible securities. The Fund may also invest in currencies, cash and cash equivalents. Issuers of these securities may be located in any country, including emerging markets. "Positive Tilt" is described further in the section headed "ESG Integration and Sustainable Investing Approaches"

The Fund may invest up to 100% in government and public securities. The Fund may also invest in below investment grade and unrated debt securities.

The Fund may invest up to 10% of its assets in onshore PRC securities including China A-Shares through the China-Hong Kong Stock Connect Programmes and onshore debt securities issued within the PRC through China-Hong Kong Bond Connect.

Allocations may vary significantly and the Fund may be concentrated in, or have net long or net short exposure to, certain asset classes, industry sectors, markets or currencies from time to time.

Securities exhibiting positive ESG characteristics are selected through the use of proprietary research and third-party data. The assessment process has 2 steps: 1) the exclusionary framework, 2) the identification of securities exhibiting positive ESG characteristics.

Step 1: The Fund excludes certain sectors, companies / issuers or practices from the investment universe based on specific values or norms based criteria. The exclusion policy for the Fund is available at [www.jpmmorgan.co.uk/investor](http://www.jpmmorgan.co.uk/investor).

Furthermore, the Investment Manager will not have long exposure in indices where 30% or more of the underlying securities are on the

exclusions list. In addition to this rule, the aggregate long exposure via derivatives to excluded securities will not exceed 5% net equity exposure and this exposure will be monitored to ensure alignment to the exclusion policy. Measuring the exposure involves assessing the price sensitivity of the derivatives to changes in the price of the underlying securities.. Step 2: Through applying a defined set of ESG scoring criteria, the Investment Manager, invests at least 70% of long sovereign debt exposures and 70% of long individual company equity exposures in securities exhibiting positive ESG. In addition to this minimum requirement, positive ESG characteristics are also identified according to the Investment Manager's proprietary assessment of a company / issuer's management of ESG issues relevant to the specific industry, activity or country and exposure to areas such as climate risk, green transport and infrastructure, social advancement and health and wellness.

The Investment Manager carries out a proprietary assessment of ESG criteria to identify any risks and opportunities of potential investments across debt securities and equities. The assessment is based on proprietary internal research and incorporates external insights as well as dedicated ESG analysis and scoring from third-party providers. Such assessment generally includes, without limitation, an analysis of issuer regulatory filings, annual reports, websites, direct and regular communication with issuers, media, third-party research and data providers and government officials, economic surveys and reports. This analysis and the relevant data is inputted into the Investment Managers proprietary assessment and informs investment decisions. The proprietary assessment is ongoing and the Investment Manager continually reviews the holdings against the ESG criteria.

**Other investment exposures** Small capitalisation companies and collective investment schemes.

**Derivatives** Used for: investment purposes, efficient portfolio management; hedging. Types: see [Fund Derivative Usage table under How the Funds Use Derivatives, Instruments and Techniques](#). TRS including CFD: 28% expected; 105% maximum. Global exposure calculation method: absolute VaR. Expected level of leverage from derivatives: 500% indicative only. Leverage may significantly exceed this level from time to time.

**Currencies** Fund Base Currency: GBP. Currencies of asset denomination: any. Hedging approach: flexible.

**Redemption and Dealing** Shares of the Fund may be redeemed on demand, with dealing normally on a daily basis.

**Distribution Policy** This Share Class will reinvest income.

**Portfolio Transaction Costs** A consequence of this investment strategy is that the volume of transactions and, therefore, transaction costs, are material. Portfolio transaction costs are paid from the assets of the fund. They are additional to the charges set out in the Charges section. The chart in the Past Performance section shows the Fund's performance including portfolio transaction costs.

For an explanation of some of the terms used in this document, please visit the glossary on our website at [www.jpmmorgan.co.uk/kiid-glossary](http://www.jpmmorgan.co.uk/kiid-glossary).

### Risk and Reward Profile



The above rating is based on the historic volatility of the Net Asset Value of the Share Class over the last five years and may not be a reliable indication of the future risk profile of the Share Class.

The risk and reward category shown above is not guaranteed to remain unchanged and may change over time.

A Share Class with the lowest risk rating does not mean a risk-free investment.

**Why is this Share Class in this category?** This Share Class is classified in category 4 because its Net Asset Value has shown medium fluctuations historically.

#### OTHER MATERIAL RISKS

The Fund is subject to **Investment risks** and **Other associated risks** from the techniques and securities it uses to seek to achieve its objective.

The table on the right explains how these risks relate to each other and the **Outcomes to the Shareholder** that could affect an investment in the Fund.

Investors should also read [Risk Descriptions](#) in the Prospectus for a full description of each risk.

#### Investment risks Risks from the Fund's techniques and securities

| Techniques        | Convertible securities        | Emerging markets     |
|-------------------|-------------------------------|----------------------|
| Concentration     | Debt securities               | Equities             |
| Derivatives       | - Government debt             | Smaller companies    |
| Hedging           | - Investment grade debt       | UCITS, UCIs and ETFs |
| Short positions   | - Below investment grade debt |                      |
| <b>Securities</b> | - China grade debt            |                      |
| China             | - Unrated debt                |                      |
| Commodities       |                               |                      |

#### Other associated risks Further risks the Fund is exposed to from its use of the techniques and securities above

|                  |                 |               |
|------------------|-----------------|---------------|
| Credit Liquidity | Currency Market | Interest rate |
|------------------|-----------------|---------------|

#### Outcomes to the Shareholder Potential impact of the risks above

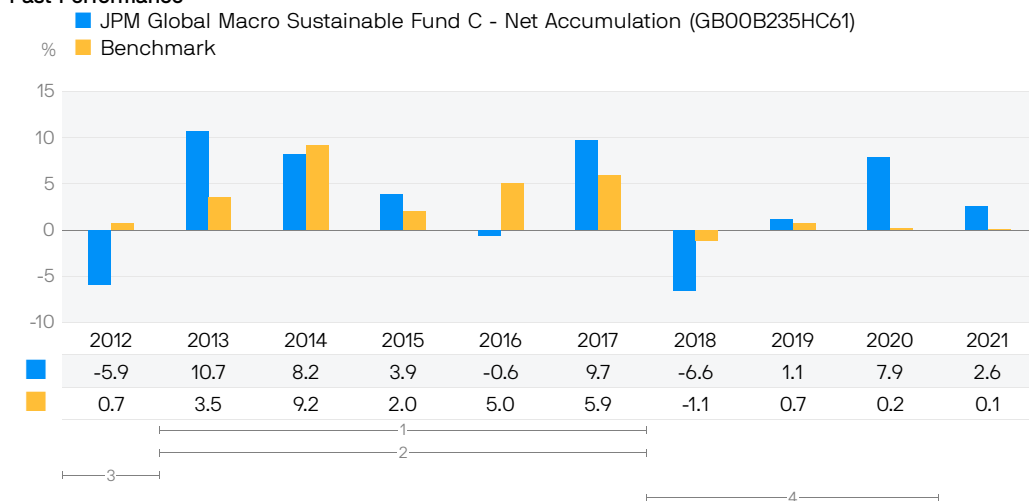
|   |   |  |
|---|---|--|
| <b>Loss</b> Shareholders could lose some or all of their money. | <b>Volatility</b> Shares of the Fund will fluctuate in value. | <b>Failure to meet the Fund's objective.</b> |
|---|---|--|

## Charges

| One-off charges taken before or after you invest                      |       |   |
|---|-------|---|
| Entry charge  | None  | This is the maximum that might be taken out of your money before it is invested or before the proceeds of your investment are paid out. |
| Exit charge   | None  |   |
| Charges taken from this Share Class over a year                       |       |   |
| Ongoing charge  | 0.75% | The ongoing charge is based on the last year's expenses to December 2021 and may vary from year to year.                                |
| Charges taken from this Share Class under certain specific conditions |       |   |
| Performance fee   | None  |   |

- The actual entry and exit charges paid may be less. Information on charges can be obtained from the investor's financial adviser.
- The Prospectus permits a fee to be charged for switching between Funds but this fee is currently waived by the Authorised Corporate Director.
- Charges are used to pay the costs of running this Share Class. These charges reduce the potential growth of the investment.
- Further information about charges can be found in the "Share Classes and Costs" section of the Prospectus.

## Past Performance



- Past performance is not a guide to future performance.
- Performance data has been calculated including tax, ongoing charges and portfolio transaction costs and excluding entry and exit charges, in GBP.
- Fund launch date: 2005.
- Share Class launch date: 2012.

- 1 This performance was achieved under circumstances that may no longer apply.
- 2 A different benchmark was used during this period.
- 3 The performance shown prior the launch date of this share class relates to the A share class. The A share class performance has not been amended or simulated to adjust for the lower ongoing fees of the C share class.
- 4 A different benchmark was used during this period.

## Practical Information

**Depository** The fund depository is NatWest Trustee and Depository Services Limited

**Further Information** A copy of the Prospectus and latest annual and semi-annual financial report in English can be downloaded or ordered online from [www.jpmmorgan.co.uk/investor](http://www.jpmmorgan.co.uk/investor) or are available free of charge upon request from our UK-based Investor Services Team on 0800 20 40 20 (or +44 1268 44 44 70 if calling from outside the UK) or by writing to J.P. Morgan Asset Management, Client Administration Centre, PO Box 12272, Chelmsford, CM99 2EL.

Share prices can be obtained online at [www.jpmmorgan.co.uk/investor](http://www.jpmmorgan.co.uk/investor) or by telephoning 0800 20 40 20 (or +44 1268 44 44 70 if calling from outside the UK).

Please note if you call J.P. Morgan Asset Management, calls may be recorded and monitored for security and training purposes.

**Remuneration Policy** The ACD's Remuneration Policy can be found on <https://am.jpmmorgan.com/gb/en/asset-management/gim/awm/legal/emea-remuneration-policy>. This policy includes details of how remuneration and benefits are calculated, including responsibilities and composition of the committee which oversees and controls the policy. A copy of this policy can be requested free of charge from the ACD.

**Tax** The Fund is subject to UK tax regulations. This may have an impact on an investor's personal tax position.

**Legal Information** JPMorgan Funds Limited may be held liable solely on the basis of any statement contained in this document that is misleading, inaccurate or inconsistent with the relevant parts of the Prospectus.

JPMorgan Fund ICVC consists of separate Funds, each of which issues one or more Share Classes. This document is prepared for a specific Share Class. The Prospectus and annual and semi-annual financial reports are prepared for JPMorgan Fund ICVC.

The Fund is part of JPMorgan Fund ICVC. The assets and liabilities of each fund in JPMorgan Fund ICVC are segregated by law. This means that the assets of the Fund belong exclusively to the Fund and will not be used to pay the liabilities of any other person or body, including JPMorgan Fund ICVC or any other Fund within JPMorgan Fund ICVC.

**Switching and Conversion** Investors may switch into Shares of another Fund of JPMorgan Fund ICVC or convert Shares in one Class in a Fund to Shares of another Class in the same Fund subject to meeting any relevant eligibility requirements and minimum holding amounts. Further information can be found in "section 4.3.10 - Switching and Conversion of Shares" of the Prospectus.

**Privacy Policy** You should note that, if you contact J.P. Morgan Asset Management by telephone, those lines may be recorded and monitored for legal, security and training purposes. You should also take note that information and data from communications with you may be processed by J.P. Morgan Asset Management, acting as a data controller, in accordance with applicable data protection laws. Further information about processing activities of J.P. Morgan Asset Management can be found in the EMEA Privacy Policy, which is available at [www.jpmmorgan.com/emea-privacy-policy](http://www.jpmmorgan.com/emea-privacy-policy). Additional copies of the EMEA Privacy Policy are available on request.



# Key Investor Information

This document provides you with key investor information about this Fund. It is not marketing material. The information is required by law to help you understand the nature and the risks of investing in this Fund. You are advised to read it so you can make an informed decision about whether to invest.

JPMorgan Fund ICVC

ISIN: GBOOBSLN6P46

## JPM US Sustainable Equity Fund C - Net Accumulation

a Share Class of JPMorgan Fund ICVC – JPM US Sustainable Equity Fund. The Authorised Corporate Director ("ACD") is JPMorgan Funds Limited

### Objectives, Process and Policies

#### INVESTMENT OBJECTIVE

To provide capital growth over the long-term (5-10 years) by investing at least 80% of the Fund's assets in US Sustainable Companies or US companies that demonstrate improving sustainable characteristics.

Sustainable Companies are those that the Investment Manager believes to have effective governance and superior management of environmental and social issues (sustainable characteristics).

#### INVESTMENT PROCESS

##### Investment approach

- Uses a fundamental, bottom-up stock selection process.
- Investment process built on leveraging the insights of a team of US sector specialist analysts that seeks to identify attractive sustainable long-term investments.
- Integrates ESG aspects to identify companies with strong or improving sustainability characteristics.

**Benchmark** S&P 500 Index (Net of 15% withholding tax)

##### Benchmark uses and resemblance

- The Fund is actively managed. The Benchmark is a Performance Comparator and the Fund will bear some resemblance to its Benchmark. The Benchmark has been chosen as it reflects the main investment universe and strategy for the Fund.

#### POLICIES

**Main investment exposure** At least 80% of assets invested in equities of Sustainable Companies or companies that demonstrate improving sustainable characteristics and that are domiciled, or carrying out the main part of their economic activity, in the US. The Fund will focus on Sustainable Companies rather than companies demonstrating improving sustainable characteristics (which are companies with a clear timeline for improvement and tangible and measurable ways to demonstrate that improvement identified during the sustainability assessment process). Sustainable Companies and companies that demonstrate improving sustainable characteristics, and in the opinion of the Investment Manager meet the Fund's sustainable investment objective, are selected through the use of proprietary research and third party data. The Fund may also invest up to 20% of its assets in equities of companies that are considered less sustainable than those described above. The sustainability assessment process has three steps: 1) the exclusionary framework, 2) the identification of sustainable companies, and 3) an

assessment of the valuation of the company. Step 1: The Fund excludes certain sectors, companies / issuers or practices from the investment universe based on specific values or norms based criteria. The exclusion policy for the Fund is available at [www.ipmorgan.co.uk/investor](http://www.ipmorgan.co.uk/investor). In addition, the lowest scoring companies based on the Investment Manager's proprietary ESG focused checklist are excluded from the investable universe. Step 2: The identification of Sustainable Companies, and companies demonstrating improving sustainable characteristics, is based on fundamental analysis of the company and ongoing engagement with companies to understand how they consider ESG issues and also to try and influence their behaviour and encourage best practice. Fundamental analysis is used to better understand sustainability risks and opportunities that may impact a company. This analysis is also an important driver behind active company engagement when seeking to positively influence business practices to improve sustainability. Further information on stewardship and engagement with companies is available at [www.ipmorgan.co.uk/investor](http://www.ipmorgan.co.uk/investor). A core part of this analysis is completing a detailed ESG focused checklist for each potential company with the primary goal of identifying the key risks associated with the company. This analysis is performed alongside research to understand the company's growth prospects and the sustainability of its competitive position and an identification of key sustainability issues that are relevant for companies in that industry. Step 3: The annualized expected return for a company is evaluated through sources of return which may include earnings growth, dividends and change in valuation. If a company ceases to qualify as a Sustainable Company, the Investment Manager will engage with the company to determine the circumstances for ceasing to qualify. If the company can resolve the matter in the short-term it may continue to be held in the portfolio. However, if not the security will be sold.

**Derivatives** Used for: efficient portfolio management; hedging. Types: see [Fund Derivative Usage](#) table under [How the Funds Use Derivatives, Instruments and Techniques](#) in the Prospectus. TRS including CFD: none. Global exposure calculation method: commitment.

**Currencies** Fund Base currency: GBP Currencies of asset denomination: typically USD. Hedging approach: typically unhedged.

**Redemption and Dealing** Shares of the Fund may be redeemed on demand, with dealing normally on a daily basis.

**Distribution Policy** This Share Class will reinvest income.

For an explanation of some of the terms used in this document, please visit the glossary on our website at [www.ipmorgan.co.uk/kiid-glossary](http://www.ipmorgan.co.uk/kiid-glossary).

### Risk and Reward Profile



The above rating is based on the historic volatility of the simulated Net Asset Value of this Share Class over the last five years and may not be a reliable indication of the future risk profile of this Share Class.

The risk and reward category shown above is not guaranteed to remain unchanged and may change over time.

A Share Class with the lowest risk rating does not mean a risk-free investment.

**Why is this Share Class in this category?** This Share Class is classified in category 6 because its simulated Net Asset Value has shown high fluctuations historically.

#### OTHER MATERIAL RISKS

The Fund is subject to **Investment risks** and **Other associated risks** from the techniques and securities it uses to seek to achieve its objective.

The table on the right explains how these risks relate to each other and the **Outcomes to the Shareholder** that could affect an investment in the Fund.

Investors should also read [Risk Descriptions](#) in the Prospectus for a full description of each risk.

#### Investment risks Risks from the Fund's techniques and securities

| Techniques | Securities |
|------------|------------|
| Hedging    | Equities   |

#### Other associated risks Further risks the Fund is exposed to from its use of the techniques and securities above

|          |        |
|----------|--------|
| Currency | Market |
|----------|--------|

#### Outcomes to the Shareholder Potential impact of the risks above

|   |   |  |
|---|---|--|
| <b>Loss</b> Shareholders could lose some or all of their money. | <b>Volatility</b> Shares of the Fund will fluctuate in value. | <b>Failure to meet the Fund's objective.</b> |
|---|---|--|

---

## Charges

| One-off charges taken before or after you invest                      |       |   |
|---|-------|---|
| Entry charge  | None  | This is the maximum that might be taken out of your money before it is invested or before the proceeds of your investment are paid out.                             |
| Exit charge   | None  |   |
| Charges taken from this Share Class over a year                       |       |   |
| Ongoing charge  | 0.65% | The ongoing charge is estimated and is based on the expected charges. The Company's annual report for each financial year will include details on the charges made. |
| Charges taken from this Share Class under certain specific conditions |       |   |
| Performance fee   | None  |   |

- The actual entry and exit charges paid may be less. Information on charges can be obtained from the investor's financial adviser.
- The Prospectus permits a fee to be charged for switching between Funds but this fee is currently waived by the Authorised Corporate Director.
- Charges are used to pay the costs of running this Share Class. These charges reduce the potential growth of the investment.
- Further information about charges can be found in the "Share Classes and Costs" section of the Prospectus.

---

## Past Performance

- Past performance is not a guide to future performance.
- There is insufficient performance data available to provide a chart of annual past performance.

- Fund launch date: 2021.
- Share Class launch date: 2021.

---

## Practical Information

**Depository** The fund depository is NatWest Trustee and Depository Services Limited

**Further Information** A copy of the Prospectus and latest annual and semi-annual financial report in English can be downloaded or ordered online from [www.jpmorgan.co.uk/investor](http://www.jpmorgan.co.uk/investor) or are available free of charge upon request from our UK-based Investor Services Team on 0800 20 40 20 (or +44 1268 44 44 70 if calling from outside the UK) or by writing to J.P. Morgan Asset Management, Client Administration Centre, PO Box 12272, Chelmsford, CM99 2EL.

Share prices can be obtained online at [www.jpmorgan.co.uk/investor](http://www.jpmorgan.co.uk/investor) or by telephoning 0800 20 40 20 (or +44 1268 44 44 70 if calling from outside the UK).

Please note if you call J.P. Morgan Asset Management, calls may be recorded and monitored for security and training purposes.

**Remuneration Policy** The ACD's Remuneration Policy can be found on <https://am.jpmorgan.com/gb/en/asset-management/gim/awm/legal/emea-remuneration-policy>. This policy includes details of how remuneration and benefits are calculated, including responsibilities and composition of the committee which oversees and controls the policy. A copy of this policy can be requested free of charge from the ACD.

**Tax** The Fund is subject to UK tax regulations. This may have an impact on an investor's personal tax position.

**Legal Information** JPMorgan Funds Limited may be held liable solely on the basis of any statement contained in this document that is misleading, inaccurate or inconsistent with the relevant parts of the Prospectus.

JPMorgan Fund ICVC consists of separate Funds, each of which issues one or more Share Classes. This document is prepared for a specific Share Class. The Prospectus and annual and semi-annual financial reports are prepared for JPMorgan Fund ICVC.

The Fund is part of JPMorgan Fund ICVC. The assets and liabilities of each fund in JPMorgan Fund ICVC are segregated by law. This means that the assets of the Fund belong exclusively to the Fund and will not be used to pay the liabilities of any other person or body, including JPMorgan Fund ICVC or any other Fund within JPMorgan Fund ICVC.

**Switching and Conversion** Investors may switch into Shares of another Fund of JPMorgan Fund ICVC or convert Shares in one Class in a Fund to Shares of another Class in the same Fund subject to meeting any relevant eligibility requirements and minimum holding amounts. Further information can be found in "section 4.3.10 - Switching and Conversion of Shares" of the Prospectus.

**Privacy Policy** You should note that, if you contact J.P. Morgan Asset Management by telephone, those lines may be recorded and monitored for legal, security and training purposes. You should also take note that information and data from communications with you may be processed by J.P. Morgan Asset Management, acting as a data controller, in accordance with applicable data protection laws. Further information about processing activities of J.P. Morgan Asset Management can be found in the EMEA Privacy Policy, which is available at [www.jpmorgan.com/emea-privacy-policy](http://www.jpmorgan.com/emea-privacy-policy). Additional copies of the EMEA Privacy Policy are available on request.

This document provides you with key investor information about this fund. It is not marketing material. The information is required by law to help you understand the nature and the risks of investing in this fund. You are advised to read it so you can make an informed decision about whether to invest.

## Royal London Emerging Markets ESG Leaders Equity Tracker Fund (Accumulation - Class Z Shares)

A sub-fund of Royal London Equity Funds ICVC ISIN: GB00BZ8FWL65  
Managed by Royal London Unit Trust Managers Limited

### Objectives and investment policy

**Objective** The Fund's investment objective is to deliver over the long term (at least 7 years), the capital growth and income of the MSCI Emerging Markets ESG Leaders Net Return Index (expressed in GBP) (the "Index").

This is carried out principally by matching the performance of the Index, which is made up of companies that have the highest environmental, social and governance (ESG) performance in each sector of the wider MSCI Emerging Markets Net Return Index.

**Policy** The Fund will invest at least 70% of its assets in shares of companies that belong to the Index.

The Fund uses an optimised portfolio approach aimed at maximising return while controlling risk. This means that, while the Fund aims largely to replicate the composition of the Index, the manager may decide not to hold all constituents of the Index, particularly if they have poor liquidity (where the money invested is not easily accessible), or if they are expensive to trade. The manager may also choose not to hold constituents in the exact benchmark weights of the Index.

The Fund is permitted to invest in shares that were once held in the index, but have since been replaced. The Fund may also invest up to 10% in other funds, known as collective investment schemes.

The fund may also obtain limited indirect exposure to emerging markets by investing in American Depositary Receipts, American Depositary Shares, Global Depositary Receipts and Global Depositary Shares, which are listed or traded on stock exchanges and regulated markets outside of emerging markets. The Fund may also obtain exposure to emerging markets by investing in Participatory Notes.

A limited amount of the Fund's assets may also be invested in other transferable securities (including government and public securities), cash and money-market instruments.

Investments that derive their value from another closely related underlying investment (known as derivatives) are also permitted. These will be used for efficient portfolio management purposes (EPM) only.

**Recommendation** The Fund may not be appropriate for investors who plan to withdraw their money within 5 years.

**Other information** The funds or securities referred to herein are not sponsored, endorsed, or promoted by MSCI, and MSCI bears no liability with respect to any such funds or securities or any index on which such funds or securities are based. The Prospectus contains a more detailed description of the limited relationship MSCI has with Royal London and any related funds.

### Concepts to understand

**Efficient Portfolio Management** A list of approved investment techniques, including the use of derivatives, used to protect against excessive risk, reduce cost or generate extra income or growth.

*You can buy and sell your shares on each working day, except public holidays, at 12:00 noon if you tell us before 12:00 noon that you want to do so. Instructions received after 12:00 noon will be processed at 12:00 noon on the following working day.*

Other share classes may be available as described in the Prospectus. If this is an income share class, any income will be paid out to you. If this is an accumulation share class, any income will be reinvested in the Fund.

### Risk and reward profile



← Typically lower rewards

→ Typically higher rewards

The fund is shown in risk category 6 because its share price has shown a high level of volatility historically. The indicator has been calculated using historical data and may not be a reliable indication of the future risk profile of the Fund. As an investment, shares are typically more volatile than money market instruments and bonds.

The risk and reward indicator is not a measure of the expected rise or fall in capital but shows how sharply the Fund's share price has gone up and down historically.

A fund whose share price has experienced sharp or large increases or decreases will sit in a higher risk category, whereas a fund whose share price has experienced small or gradual increases or decreases will sit in a lower risk category.

The indicator is calculated using a standard methodology derived from EU rules.

The risk/reward indicator is an estimate and not a guarantee. Going forward, the Fund's actual volatility could be higher or lower, and its rated risk/reward profile could change. The lowest risk category does not mean the investment is risk free.

The risk indicator does not adequately capture the following risks, which are materially relevant to the Fund:

**Investment Risk** The value of investments and any income from them may go down as well as up and is not guaranteed. Investors may not get back the amount invested.

**EPM Techniques** The Fund may engage in EPM techniques including holdings of derivative instruments. Whilst intended to reduce risk, the use of these instruments may expose the Fund to increased price volatility.

**Exchange Rate Risk** Investing in assets denominated in a currency other than the base currency of the Fund means the value of the investment can be affected by changes in exchange rates.

**Liquidity Risk** In difficult market conditions the value of certain fund investments may be difficult to value and harder to sell, or sell at a fair price, resulting in unpredictable falls in the value of your holding.

**Emerging Markets Risk** Investing in Emerging Markets may provide the potential for greater rewards but carries greater risk due to the possibility of high volatility, low liquidity, currency fluctuations, the adverse effect of social, political and economic instability, weak supervisory structures and accounting standards.

**Counterparty Risk** The insolvency of any institutions providing services such as safekeeping of assets or acting as counterparty to derivatives or other instruments, may expose the Fund to financial loss.

**Responsible Investment Risk** The Fund can only invest in holdings that demonstrate compliance with certain sustainable indicators or ESG characteristics. This reduces the number securities in which the Fund can invest and there may as a result be occasions where it forgoes more strongly performing investment opportunities, potentially underperforming non-sustainable funds.

## Charges

The charges you pay are used to pay the costs of running the Fund, including the costs of marketing and distributing the Fund. These charges reduce the potential growth of the investment.

### One-off charges taken before or after you invest:

**Entry charge** None

**Exit charge** None

### Charges taken from the fund over a year:

**Ongoing charge** 0.25%

### Charges taken from the fund under specific conditions:

**Performance fee** None

The entry and exit charge is the maximum that might be taken out of your money before it is invested or before the proceeds of your investment are paid out.

Ongoing charge is based on the Fund Management Fee (FMF), which is the periodic fee paid to the ACD to cover the expenses of the Fund. This figure does not include portfolio transaction costs. Ongoing charges are the same for all investors in the share class.

## Past performance

The graph shows fund performance over the past 5 years where available. The figure for a given year shows how much the Fund increased or decreased in value during that year. These results reflect ongoing charges taken from the Fund, but do not reflect any entry charges you might have to pay.

The Fund was launched on 12 June 2017 and the share class on 5 March 2018.

On 1 February 2019, the Fund's objective and policy were updated to reflect the Fund's tracking of the net total return of the benchmark. The past benchmark performance shown in the chart prior to this date displays the capital return of the Fund's benchmark.

The Royal London Emerging Markets ESG Leaders Equity Tracker Fund  
(Accumulation - Class Z Shares) in GBP



Past performance is not a guide to future performance and may not be repeated.

The chart shows performance in British Pounds after the ongoing charges and the portfolio transaction costs have been paid. Entry and exit charges are excluded from calculations of past performance.

## Practical information

**Depository:** HSBC Bank plc

**Additional Information:** This Key Investor Information Document (KIID) may not contain all the information you need. For additional information on this fund (including the Supplementary Information Document), on other share classes of this fund and on other funds, or to obtain a free copy of the Fund's Prospectus or the annual and semi-annual shareholder reports, call the information line or write to the registered office, details of which are below. Alternatively, visit [www.rlam.co.uk](http://www.rlam.co.uk). The Prospectus and shareholder reports are in English.

This document describes one share class of the Fund. The Prospectus and annual and semi-annual shareholder reports are prepared for the entire fund across all share classes.

For fund performance and most recent share price, visit [www.rlam.co.uk](http://www.rlam.co.uk).

Should you wish to switch share classes or funds, please see the "Switching" section of the Prospectus for details.

**Tax:** Investors should note that the tax legislation that applies to the Fund may have an impact on the personal tax position of their investment in the Fund. Contact your adviser to discuss tax treatment, suitability of this investment, and other questions.

**Notices:** Royal London Unit Trust Managers Limited may be held liable solely on the basis of any statement contained in this document that is misleading, inaccurate or inconsistent with the relevant parts of the Prospectus.

The Prospectus and long reports (shareholder reports) are prepared for the entire company. The assets and liabilities of each sub-fund are segregated by law. Therefore, the assets of the Fund belong exclusively to it and are not available to meet the liabilities of any other fund of Royal London Equity Funds ICVC.

The Fund is authorised in the United Kingdom and regulated by the Financial Conduct Authority, Royal London Unit Trust Managers Limited is authorised and regulated by the Financial Conduct Authority.

Details of the Company's remuneration policy are available at [www.rlam.co.uk](http://www.rlam.co.uk) including: (a) a description of how remuneration and benefits are calculated; and (b) the identities of persons responsible for awarding remuneration and benefits. A paper copy of these details may be obtained, free of charge, on request from the Company, at the address below.

**Address:** Royal London Asset Management  
55 Gracechurch Street, London EC3V 0RL

**Telephone:** 03456 04 04 04

**Website:** [www.rlam.co.uk](http://www.rlam.co.uk)

A member of the Investment Association

**Publication Date:** This Key Investor Information is accurate as at 15 February 2023



This document provides you with key investor information about this fund. It is not marketing material. The information is required by law to help you understand the nature and the risks of investing in this fund. You are advised to read it so you can make an informed decision about whether to invest.

## Royal London Sustainable Leaders Trust (Accumulation - Class C Shares)

ISIN: GB00B7V23Z99  
Managed by RLUM Limited

### Objectives and investment policy

**Objective** The Fund's investment objective is to achieve capital growth over the medium term (3-5 years) by investing at least 80% in the shares of UK companies listed on the London Stock Exchange that are deemed to make a positive contribution to society. Investments in the Fund will adhere to the Manager's ethical and sustainable investment policy.

The Fund's performance target is to outperform, after the deduction of charges, the FTSE All-Share Index (the "Index") over a rolling 5-year period. For further information on the Fund's index, please refer to the Prospectus. The Fund is actively managed.

**Policy** At least 80% of the Fund will be invested in shares of UK companies which are listed on the London Stock Exchange. Where the manager believes it is in the best interests of the Fund, they may invest up to 20% of the Fund's assets in shares of overseas companies.

The Fund focuses on the sustainability of the products and services of the companies it invests in, as well as their standards of environmental, social & governance (ESG) management, alongside financial analysis. For further details of the Manager's ethical and sustainable investment policy please refer to the Prospectus.

Investors can view the current policy at

<https://www.royallondon.com/existing-customers/yourproducts/manage-your-isa-or-unit-trust/rlum-isa-overview/>.

The Fund may invest up to 10% in other investment funds, known as collective investment schemes. Typically only a small portion of assets will be invested in cash.

The Fund may also invest a small amount of its portfolio in derivatives (investments that derive their value from another closely related underlying investment) for efficient portfolio management (EPM).

**Recommendation** This Fund may not be appropriate for investors who plan to withdraw their money within five years. You should aim to keep your units for at least five years, although you can sell them at any time.

### Concepts to understand

**Capital Growth** The rise in an investment's value over time.

**5-Year Rolling Period** Any period of five years, no matter which day you start on.

**Environmental, social and governance** A list of predefined criteria that determines how a company operates in terms of sustainability and overall corporate governance.

**Efficient Portfolio Management** A list of approved investment techniques, including the use of derivatives, used to protect against excessive risk, reduce cost or generate extra income or growth.

*You can buy and sell your shares on each working day, except public holidays, at 12:00 noon if you tell us before 12:00 noon that you want to do so. Instructions received after 12:00 noon will be processed at 12:00 noon on the following working day.*

Other share classes may be available as described in the Prospectus. If this is an income share class, any income will be paid out to you. If this is an accumulation share class, any income will be reinvested in the Fund.

### Risk and reward profile



Typically lower rewards

Typically higher rewards

The fund is shown in risk category 6 because its unit price has shown a high level of volatility historically. The indicator has been calculated using historical data and may not be a reliable indication of the future risk profile of the Fund. As an investment, shares are typically more volatile than money market instruments and bonds. The indicator has been calculated using historical data and may not be a reliable indication of the future risk profile of the Fund. This Fund has historically been primarily invested in shares.

The risk and reward indicator is not a measure of the expected rise or fall in capital but shows how sharply the Fund's share price has gone up and down historically.

A fund whose share price has experienced sharp or large increases or decreases will sit in a higher risk category, whereas a fund whose share price has experienced small or gradual increases or decreases will sit in a lower risk category. The indicator is calculated using a standard methodology derived from EU rules.

The risk/reward indicator is an estimate and not a guarantee. Going forward, the Fund's actual volatility could be higher or lower, and its rated risk/reward profile could change. The lowest risk category does not mean the investment is risk free.

The risk indicator does not adequately capture the following risks, which are materially relevant to the Fund:

**Investment Risk** The value of investments and any income from them may go down as well as up and is not guaranteed. Investors may not get back the amount invested.

**Concentration risk** The price of Funds that invest in a reduced number of holdings, sectors, or geographical areas may be more heavily affected by events that influence the stockmarket and therefore more volatile.

**EPM Techniques** The Fund may engage in EPM techniques including holdings of derivative instruments. Whilst intended to reduce risk, the use of these instruments may expose the Fund to increased price volatility.

**Exchange Rate Risk** Investing in assets denominated in a currency other than the base currency of the Fund means the value of the investment can be affected by changes in exchange rates.

**Counterparty Risk** The insolvency of any institutions providing services such as safekeeping of assets or acting as counterparty to derivatives or other instruments, may expose the Fund to financial loss.

**Responsible Investment Risk** The Fund can only invest in holdings that demonstrate compliance with certain sustainable indicators or ESG characteristics. This reduces the number of securities in which the Fund can invest and there may as a result be occasions where it forgoes more strongly performing investment opportunities, potentially underperforming non-sustainable funds.

## Charges

The charges you pay are used to pay the costs of running the Fund, including the costs of marketing and distributing the Fund. These charges reduce the potential growth of the investment.

### One-off charges taken before or after you invest:

**Entry charge** None

**Exit charge** None

### Charges taken from the fund over a year:

**Ongoing charge** 0.76%

### Charges taken from the fund under specific conditions:

**Performance fee** None

The entry and exit charge is the maximum that might be taken out of your money before it is invested or before the proceeds of your investment are paid out.

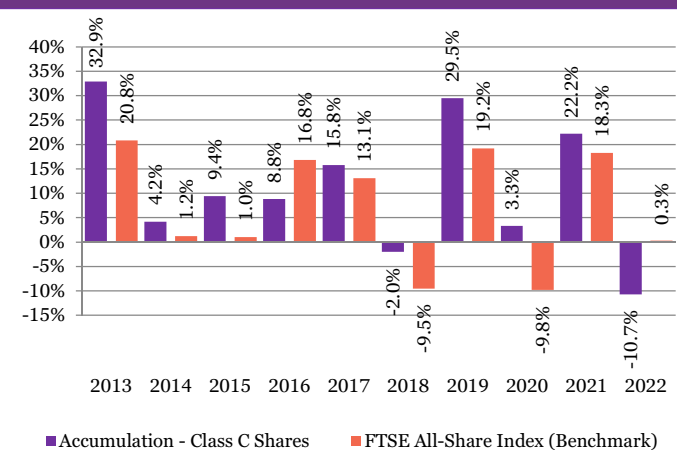
The ongoing charges figure is based on expenses as at 31 December 2022. This figure may vary from year to year and does not include portfolio transaction costs. Ongoing charges are the same for all investors.

## Past performance

The graph shows fund performance over the past 10 years where available. The figure for a given year shows how much the Fund increased or decreased in value during that year. These results reflect ongoing charges taken from the Fund, but do not reflect any entry charges you might have to pay.

The Fund was launched on 29 May 1990 and the share class on 4 December 2012.

The Royal London Sustainable Leaders Trust  
(Accumulation - Class C Shares) in GBP



Source: RLAM and DataStream as at 31 December 2022

Past performance is not a guide to future performance and may not be repeated.

The chart shows performance in British pounds after the ongoing charges and the portfolio transaction costs have been paid. Entry and exit charges are excluded from calculations of past performance.

## Practical information

**Trustee:** HSBC Bank plc

**Additional Information:** This Key Investor Information Document (KIID) may not contain all the information you need. For additional information on the Fund (including the Supplementary Information Document), on other share classes of this Fund and on other funds, or to obtain a free copy of the Fund's Prospectus or the annual and semi-annual shareholder reports, call the information line or write to Royal London Asset Management Limited, details of which are below. Alternatively, visit [www.rlam.co.uk](http://www.rlam.co.uk). The Prospectus and shareholder reports are in English.

This KIID describes one share class of the Fund. The Prospectus and annual and semi-annual shareholder reports are prepared for the entire Fund across all share classes.

For fund performance and most recent share price, visit [www.rlam.co.uk](http://www.rlam.co.uk).

Should you wish to switch share classes or funds, please see the "Switching" section of the Prospectus for details.

**Tax:** Investors should note that the tax legislation that applies to the Fund may have an impact on the personal tax position of their investment in the Fund.

Contact your adviser to discuss tax treatment, suitability of this investment, and other questions.

**Notices:** RLUM Limited may be held liable solely on the basis of any statement contained in this document that is misleading, inaccurate or inconsistent with the relevant parts of the Prospectus for the Fund.

Details of the Company's remuneration policy are available at [www.rlam.co.uk](http://www.rlam.co.uk) including: (a) a description of how remuneration and benefits are calculated; and (b) the identities of persons responsible for awarding remuneration and benefits. A paper copy of these details may be obtained, free of charge, on request from the Company, at the address below.

This Fund is authorised in the United Kingdom and regulated by the Financial Conduct Authority (FCA).

**Address:** Royal London Asset Management  
55 Gracechurch Street, London EC3V 0RL

**Telephone:** 0800 195 1000

**Website:** [www.rlam.co.uk](http://www.rlam.co.uk)  
A member of the Investment Association

**Publication Date:** This Key Investor Information is accurate as at 15 February 2023

# Stewart Investors Asia Pacific Leaders Sustainability Fund

## Class B (Accumulation) GBP



a sub-fund of First Sentier Investors ICVC (the Company)

ISIN GB0033874768

First Sentier Investors (UK) Funds Limited (trading as Stewart Investors), the authorised corporate director of the Company

### Key Investor Information

This document provides you with key investor information about this Fund. It is not marketing material. The information is required by law to help you understand the nature and the risks of investing in this Fund. You are advised to read it so you can make an informed decision about whether to invest.

### Objectives and investment policy

**Objective:** The Fund aims to achieve capital growth over the long term (at least five years).

**Policy:** The Fund mainly invests in shares of large and mid-sized companies based in or where the majority of their activities take place in the Asia Pacific region excluding Japan and that are listed on exchanges worldwide. These companies generally have a total stock market value of at least US\$1 billion.

The Fund invests in shares of high quality companies which are positioned to contribute to, and benefit from, sustainable development.

Investment decisions around high quality companies are based on three key points:

- ° Quality of management including integrity, attitude to environmental and social impacts, corporate management, long term performance and risk.
- ° Quality of the company including its social usefulness, their environmental impacts and efficiency and responsible business practices.
- ° Quality of the company's finances and their financial performance.

Sustainability is a key part of the approach.

The Fund may invest up to 10% in other funds.

The Fund will only use derivatives to reduce risk or to manage the Fund more efficiently in limited cases.

**Strategy:** The Manager's investment strategy is founded on the principle of stewardship, allocating capital to high quality companies with sound growth prospects and strong management teams. The Manager's investment style is inherently long-term and conservative, seeking to buy and hold high quality companies that can deliver acceptable returns over the long-term (at least five years).

**Benchmark:** The Fund's performance is compared against the value of the MSCI AC Asia Pacific ex Japan Index.

The Fund's manager may use its discretion when deciding which investments should be held by the Fund.


The Fund is actively managed; investment of the Fund's assets is not constrained by the benchmark composition and the Fund's manager has complete discretion within the Fund's investment policy to invest in assets without regard to the benchmark.

**Recommendation:** this Fund may not be appropriate for investors who plan to withdraw their money within five years.

The Fund will not pay any income out; instead any income will be reflected in the value of your shares.

You can buy and sell shares in the Fund on any business day. As long as we receive your instruction before 12 noon (UK time), shares will be bought and sold at that day's price.

### Risk and reward profile



- The synthetic risk reward indicator (the SRRI) rating is not a measure of the risk of you losing the entire value of your investment but describes how much the value of the share class has gone up and down in the past. Where a share class has not yet launched, the SRRI is calculated using representative data.
- The SRRI rating is based on historical data which may not be a reliable indication of the future risks and rewards of the share class.
- We cannot guarantee that the rating of the share class will remain the same; it may change over time.
- Even the lowest rating 1 does not mean a risk free investment.
- On a scale of 1 (less risky) to 7 (more risky), this share class has a rating of 5 due to its past performance (or representative data) and the nature of its investments. Categories 1-2 indicate a low level of historical fluctuations, 3-5 a medium level, and 6-7 a high level.

- Risk is taken in order to make a higher potential return; the more risk a fund takes, the higher the potential return but the greater the risk of loss.
  - The value of the Fund and its return is not guaranteed and may fall as well as rise. You may get back significantly less than you originally invested. Material risks not adequately captured by the SRRI:
  - **Emerging market risk:** Emerging markets tend to be more sensitive to economic and political conditions than developed markets. Other factors include greater liquidity risk, restrictions on investment or transfer of assets, failed/delayed settlement and difficulties valuing securities.
  - **Currency risk:** the Fund invests in assets which are denominated in other currencies; changes in exchange rates will affect the value of the Fund and could create losses. Currency control decisions made by governments could affect the value of the Fund's investments and could cause the Fund to defer or suspend redemptions of its shares.
  - **Single country / specific region risk:** investing in a single country or specific region may be riskier than investing in a number of different countries or regions. Investing in a larger number of countries or regions helps spread risk.
- For further information on risks, please refer to the Risk Factors section in the Company's prospectus.

## Charges for this Fund

The charges are used to pay the costs of running the Fund, including the costs of marketing and distributing it. These charges reduce the potential growth of your investment.

| One-off charges taken before or after you invest                                 |       |
|--|-------|
| Entry charge   | 4.00% |
| Exit charge  | N/A   |
| This is the maximum that might be taken out of your money before it is invested. |       |
| Charges taken from the fund over a year  |       |
| Ongoing charge   | 0.84% |
| Charges taken from the fund under certain specific conditions                    |       |
| Performance fee  | N/A   |

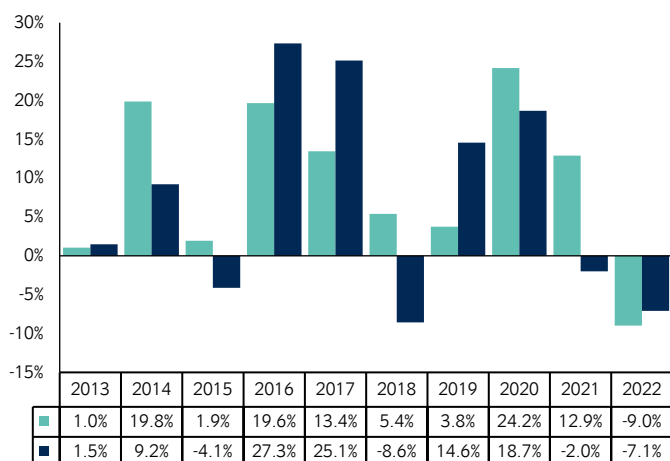
The entry and exit charges shown are the maximum you will need to pay. In some cases you might pay less - you can find out the actual entry and exit charges from your financial adviser.

The ongoing charges figure shown here is an estimate of the charges and may vary from year to year. An estimate is being used following our periodic reassessment with effect from 01 December 2022. The figure excludes portfolio transaction costs which are paid from assets of the Fund and performance fees, if any. The next Company annual report for the financial year will include details on the exact charges made.

There are fees for switching between sub-funds. The fee for switching into the Fund is 0.5%.

Further information can be found in the Buying, Selling and Switching Shares section of the Company's prospectus.

## Past performance



Past performance is not a reliable guide to future performance. The past performance shown here includes fees, any reinvested income and tax.

The Fund launched on 01 December 2003.

The Share Class launched on 01 December 2003. The past performance of the Share Class is calculated in GBP.

■ Stewart Investors Asia Pacific Leaders Sustainability Fund

■ MSCI AC Asia Pacific ex Japan Net Index (GBP)

## Practical information

**Depository:** The Bank of New York Mellon (International) Limited

**Further information:** The Fund forms part of the First Sentier Investors ICVC (the Company). The prospectus, annual and semi-annual reports of the Company as a whole are available free of charge on [firstsentierinvestors.com](http://firstsentierinvestors.com) or by contacting First Sentier Investors, PO Box 404, Darlington, DL1 9UZ. All documents are available in English.

**Other practical information:** The Fund's share price and other information about the Fund is available at [firstsentierinvestors.com](http://firstsentierinvestors.com). The prospectus, annual and semi-annual reports contain information about all of the sub-funds and share classes of the Company.

**Tax legislation:** The Fund is subject to UK tax laws. This may have an impact on your personal tax position. For further details, please speak to your tax adviser.

**Liability statement:** First Sentier Investors (UK) Funds Limited (as management company) may be held liable solely on the basis of any statement contained in this document that is misleading, inaccurate or inconsistent with the relevant parts of the prospectus for the Company.

**Fund information:** Each sub-fund of the Company is responsible for meeting its own debts. The sub-funds are segregated by law. This means that investments of the Fund cannot be used to pay the debts of the other sub-funds.

You can exchange shares in the Fund for shares in another sub-fund, which is called switching. There may be a charge for switching, as indicated above in 'Charges for this Fund'.

**Remuneration:** Information on the current remuneration policy of First Sentier Investors (UK) Funds Limited, including a description of how remuneration and benefits are calculated and the identity of persons responsible for awarding the remuneration and benefits, is available at [firstsentierinvestors.com](http://firstsentierinvestors.com). A paper copy of this information is available free of charge upon request from First Sentier Investors, PO Box 404, Darlington, DL1 9UZ.



# KEY INFORMATION DOCUMENT

## Purpose:

This document provides you with key information about this investment product. It is not marketing material. The information is required by law to help you understand the nature, risks, costs, potential gains and losses of this product and to help you compare it with other products.

## Product

Document valid from: 05/01/2023

## Trojan Ethical Fund, O Accumulation, ISIN: GB00BJP0XX17

Trojan Investment Funds (the "Company"), an open-ended investment company, authorised and regulated by the Financial Conduct Authority ("FCA") in United Kingdom.

Website: [www.linkfundsolutions.co.uk](http://www.linkfundsolutions.co.uk), Telephone number: +44 345 608 0950

PRIP Manufacturer: Link Fund Solutions Limited ("LFSL")

Depository: The Bank of New York Mellon (International) Limited ("the Depository")

## What is this product?

**Intended Retail Investor:** Investments are suitable for retail investors whose investment requirements are aligned with the objectives, policies and risk profile of the Fund

**Term:** This fund has no maturity date.

## Objectives:

To seek to achieve growth in capital (net of fees), ahead of inflation, as measured by the UK Retail Prices Index, over the longer term (5 to 7 years). There is no guarantee that the objective will be met or that capital growth will be delivered over any time period and you may get back less than you invest.

To invest globally in a range of asset classes including equities (company shares) and equity related securities (investments whose value is linked to the performance of the shares in one or more companies), bonds (for example, loans to either a company or government that pay interest), money market instruments (for example, short term loans that pay interest), deposits and cash and indirectly private equity and precious metals (e.g. gold). Exposure to these asset classes may be achieved by investing in investment trusts and other funds (including those managed by the Manager, the Investment Manager and their associates). The fund will invest in line with the requirements of the Investment Manager's Climate Change Mitigation Policy (as further described in the Investment Strategy in the prospectus). Investments will not be made in companies which derive material exposure to revenues from fossil fuels, pornography, tobacco, alcohol, gambling, high interest rate lending and certain types of armaments. Investment in government debt is limited to that issued by Canada, France, Germany, Italy, Japan, the UK and the US (commonly known as the "G7"). Not all asset types are subject to ethical exclusion criteria. A document setting out the fund's ethical exclusion criteria is available at [www.linkfundsolutions.co.uk](http://www.linkfundsolutions.co.uk). You should read this document before investing. The Investment Manager's asset allocation decisions will be based on various factors including analysis of economic conditions, interest rates and inflation. The Investment Manager will seek to buy investments which it considers have the ability to grow in value over time. The Investment Manager aims to construct a portfolio for the fund that seeks to promote climate change mitigation through an investment process which assesses a company's alignment to, or commitment to align to net zero greenhouse gas emissions by 2050. Exposure to asset classes will be varied and at times less than 50% of the fund may be invested in these companies. The Investment Manager also assesses the corporate governance practices of companies in which the fund may invest. The asset classes to which this investment process applies are set out in the Investment Manager's Climate Change Mitigation Policy on the Investment Manager's website at [www.taml.co.uk](http://www.taml.co.uk). It does not apply to other assets within the fund.

## What are the risks and what could I get in return?

### Risk indicator



The risk indicator assumes you keep the product for 5 years. The actual risk can vary significantly if you cash in at an early stage and you may get back less. In addition to the market price risk, please refer to the fund's prospectus for further information.

If the fund currency differs from your investment currency, you will receive payments in a different currency, so the final return you will get depends on the exchange rate between the two currencies. This risk is not considered in the indicator shown above.

The summary risk indicator is a guide to the level of risk of this product compared to other products. It shows how likely it is that the product will lose money because of movements in the markets or because we are unable to pay you.

We have classified this product as class 3 out of 7, which is a medium-low risk class. This rates the potential losses from future performance at a medium-low level. Poor market conditions could impact your returns.

The value of your investment may fall and you may not get back the amount you invested.

## Performance Scenarios

Future market performance cannot be accurately predicted. The scenarios shown are only an indication of some of the possible outcomes based on recent returns. Actual returns could be lower. What you get will depend on how the market performs and how long you keep the investment.

The figures shown include all the costs of the product itself, but do not take into account your personal tax situation and may not include all the costs that you pay to your advisor or distributor, which may also affect how much you get back.

The stress scenario shows what you might get back in extreme market circumstances.

| Investment: GBP 10,000 |                                     |                          |   |
|------------------------|-------------------------------------|--------------------------|---|
| Scenarios              |                                     | If you exit after 1 year | If you exit after 5 years<br>(recommended holding period) |
| Stress Scenario        | What you might get back after costs | 5 850 GBP                | 5 350 GBP   |
|                        | Average return each year            | - 41.53 %                | - 11.77 %   |
| Unfavourable Scenario  | What you might get back after costs | 9 540 GBP                | 9 540 GBP   |
|                        | Average return each year            | - 4.59%                  | - 0.94%   |
| Moderate Scenario      | What you might get back after costs | 10 560 GBP               | 12 660 GBP  |
|                        | Average return each year            | 5.6%                     | 4.83%   |
| Favourable Scenario    | What you might get back after costs | 11 270 GBP               | 14 210 GBP  |
|                        | Average return each year            | 12.7%                    | 7.29%   |

### What happens if the Company is unable to pay out?

The assets of fund are entrusted to the Depositary. If the fund encounters financial difficulties, the assets entrusted to the Depositary (or its delegates) will not be affected. If the Depositary (or its delegates) encounter financial difficulties, the fund could suffer a loss in some circumstances. Investors may be covered by the Financial Services Compensation Scheme ("FSCS") if the fund is unable to pay out.

### What are the costs?

#### Costs over time

The Reduction in Yield (RIY) shows what impact the total costs you pay will have on the investment return you might get. The total costs take into account one-off, ongoing and incidental costs. The amounts shown here are the cumulative costs of the product itself, for two different holding periods. The figures assume you invest GBP 10,000. The figures are estimates and may change in the future. The person selling you or advising you about this product may charge you other costs. If so, this person will provide you with information about these costs and show you the impact that all costs will have on your investment over time.

The tables show the amounts that are taken from your investment to cover different types of costs. These amounts depend on how much you invest, how long you hold the product and how well the product performs. The amounts shown here are illustrations based on an example investment amount and different possible investment periods:

We have assumed that you invest GBP 10,000 and that in the first year you would get back the amount that you invested (0% annual return). For the other holding periods we have assumed the product performs as shown in the moderate scenario.

| Investment: GBP 10,000              |                          |   |
|-------------------------------------|--------------------------|---|
|                                     | If you exit after 1 year | If you exit after 5 years<br>(recommended holding period) |
| <b>Total costs</b>                  | 104 GBP                  | 672 GBP   |
| Impact on return (RIY) per year (*) | 1.04 %                   | 1.09 %  |

### Composition of costs

|   |  |   | If you exit after 1 year |
|---|--|---|--------------------------|
| <b>One-off costs upon entry or exit</b>                 | <b>Entry fees</b>  | The impact of the costs you pay when entering your investment.  | N/A                      |
|   | <b>Exit costs</b>  | The impact of the costs you pay when exiting your investment. We do not charge an exit fee for this product, but the person selling you the product may do so.                        | N/A                      |
| <b>Ongoing costs</b>                                    | <b>Management fees and other administrative or operating costs</b> | 1.02% are incurred each year in managing your investments including those incurred by any underlying investments. The ongoing charges figure is capped at 1.02% until further notice. | 103 GBP                  |
|   | <b>Transaction costs</b>   | The impact of the costs incurred when we are buying and selling underlying investments for the product.   | 1 GBP                    |
| <b>Incidental costs taken under specific conditions</b> | <b>Performance fees</b>  | The Fund does not charge a performance fee.   | N/A                      |

## How long should I hold it and can I take money out early?

LFSL recommends a minimum holding period of 5 years for investments made into this fund. If you sell your shares before the end of the recommended holding period you may increase the risk of receiving back less than you invested.

**Recommended holding period:** 5 years

## How can I complain?

Complaints concerning the operation of any funds offered by LFSL may be referred to the Complaints Department, Link Fund Solutions Limited, PO Box 389, Unit 1, Roundhouse Road, Darlington, DL1 9UF or by email to [investorservices@linkgroup.co.uk](mailto:investorservices@linkgroup.co.uk) or by telephone to +44 345 922 0044. A copy of our complaint guide is available on request.

Once we have considered your complaint, you may have the right to refer the matter to the Financial Ombudsman Service ("FOS"). Should you wish to refer a complaint or contact the FOS you may do so at: Financial Ombudsman Service, Exchange Tower, London E14 9SR or by telephone to +44 800 023 4567 (free but charges may apply if called from a mobile) or to +44 300 123 9123, or via their website at: [www.financial-ombudsman.org.uk/contact/index.html](http://www.financial-ombudsman.org.uk/contact/index.html) or e-mail: [complaint.info@financial-ombudsman.org.uk](mailto:complaint.info@financial-ombudsman.org.uk).

## Other relevant information

Alongside this document, please read the prospectus. Copies of the prospectus, the latest annual and semi-annual reports, as well as the latest published prices of the shares in the fund and other information, including how to buy and sell shares are available on LFSL's website (details below).

You may switch your investment into shares of another sub-fund of the company and a charge might be applied if you do so. For further details please see the sections "Conversion and Switching" and "Fees and Expenses" in the fund's prospectus.

Trojan Investment Funds is an umbrella fund with segregated liability between its funds. Therefore, the holdings of this fund are maintained separately under UK law from holdings of other funds within Trojan Investment Funds, so your investment in this fund will not be affected by any claims against any other fund of Trojan Investment Funds.

The above information and details of the past performance of the fund and the previous performance scenario calculations can be found on the website. The past performance chart shows the share class's performance as the percentage loss or gain per year over the last 2 years. All the information can be found on <https://www.linkfundsolutions.co.uk/uk/troy-asset-management-limited/trojan-investment-funds/trojan-ethical-fund/>.

Qualified Investors in Switzerland can obtain the prospectus, the key investor documents for Switzerland, the instrument of incorporation, the latest annual or semi-annual report, and further information free of charge from the representative in Switzerland: Carnegie Fund Services S.A., 11, rue du Général-Dufour, CH-1204 Geneva, Switzerland, web: [www.carnegie-fund-services.ch](http://www.carnegie-fund-services.ch). The Swiss paying agent is: Banque Cantonale de Genève, 17, quai de l'Île, CH-1204 Geneva, Switzerland. The risk indicator and the performance scenarios have been calculated and presented by analogy with the provisions of Regulation (EU) No 1286/201465 and Delegated Regulation (EU) No. 2017/653. In respect of shares offered in Switzerland the place of jurisdiction is at the registered office of the representative in Switzerland. Details of Link Fund Solutions' Remuneration Code are available on [www.linkfundsolutions.co.uk](http://www.linkfundsolutions.co.uk). This describes how remuneration and benefits are calculated and identifies persons responsible for awarding the remuneration and benefits. A paper copy is available free on request.