

This document provides you with key investor information about this fund. It is not marketing material. The information is required by law to help you understand the nature and the risks of investing in this fund. You are advised to read it so you can make an informed decision about whether to invest.

## AXA Sterling Credit Short Duration Bond Fund

A Sub-Fund of AXA Fixed Interest Investment ICVC

Share class : AXA Sterling Credit Short Duration Bond Fund Z (G) Accumulation GBP (ISIN : GB00B5L2N222)

This Sub-Fund is managed by AXA Investment Managers UK Limited, part of the AXA IM Group

### Objective and Investment Policy

#### Investment Objective

The aim of the Fund is to provide income combined with any capital growth over the short term (being a period of three years or less).

#### Investment Policy

The Fund invests at least 70% of its Net Asset Value in sterling-denominated investment grade bonds (meaning bonds with a Standard & Poor's rating of at least BBB- or such equivalent rating by Moody's or Fitch), which are with a bias towards shorter maturities (where the full repayment of the bond by the company is expected to be less than five years). The fund manager seeks to reduce the effect of credit risk through diversification and its analysis and selection of bonds.

To avoid investing in bonds issued by companies which present excessive degrees of environmental, social and governance (ESG) risk, the fund manager applies AXA Investment Manager's (AXA IM's) sector specific investment guidelines relating to responsible investment to the Fund. Such guidelines exclude investment in soft commodity derivatives or exposure to certain companies based on their involvement in specific sectors (such as unsustainable palm oil production, controversial weapons and climate risks). The fund manager also applies the AXA IM's ESG Standards policy. This policy excludes investment in companies based on: tobacco production; manufacture of white phosphorus weapons; certain criteria relating to human rights and anti-corruption as well as other ESG factors. The AXA IM's ESG Standards policy and AXA IM's sector specific investment guidelines are subject to change and the latest copies are available from the fund manager on request.

Further, in selecting investments, the fund manager will, in addition to the application of the above policies, take into account the issuer's ESG score as one factor within its broader analysis of the issuer to make selections which are expected to generate an income return. It is, however, just one component of the fund manager's investment process and ESG scores are not the principal driver of investment decision making. The fund manager believes that issuers with higher ESG scores manage risk associated with ESG issues more effectively, contributing to better financial performance of such issuers in the long term. ESG scores are obtained from our selected external provider(s) and may be adjusted by the fund manager using its own research. The fund manager will not invest in bonds with the lowest ESG scores, save in exceptional circumstances.

If the fund manager deems that an investment no longer meets the criteria set out in this investment policy or its expectations in terms of that investment's prospects for achieving income and capital growth, the fund

manager will disinvest as soon as practicable having regard to the best interests of the Fund's investors and in accordance with its best execution policy.

The Fund may also invest in other transferable securities, cash, deposits, units in collective investment schemes (including funds that are managed by the fund manager or its associates) and money market instruments. The Fund may use derivatives for investment purposes as well as for Efficient Portfolio Management. Use may be made of stock lending, borrowing, cash holdings, hedging and other investment techniques permitted in the applicable Financial Conduct Authority Rules.

The Fund does not have a benchmark to measure its financial performance. SONIA Compounded Index may be used by investors to compare the Fund's financial performance, which the fund manager believes best reflects the outcome of the Fund's short duration investment strategy when used to compare the performance of the Fund over a minimum period of three years. Investors should note that the SONIA Compounded Index is a cash-based index, which the fund manager has selected as an appropriate comparator given the absence of a suitable bond index, and therefore does not take account of the specific risks relevant to the Fund.

Where bonds are denominated in a currency other than Sterling, the Fund aims to reduce the risk of movements in exchange rates between such currency and Sterling through the use of derivatives (financial instruments which derive their value from the value of other assets).

#### Income

Income from investments in the Fund will be rolled up into the value of your shares if you hold accumulation shares.

#### Fund Currency

The reference currency of the Fund is Sterling.

#### Investment Horizon

This Fund may not be suitable for investors who plan to withdraw their contribution within three years.

#### Processing of subscription and redemption orders

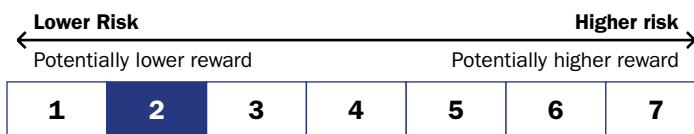
Your orders to buy, sell or transfer shares in the Fund, must be received by the Administrator by 12 noon on any working day to receive that day's Fund price. Also this Fund has another Valuation Point on the last business day of each month and therefore an additional dealing cut off at 4.30pm on that day only. Please note that if your order is placed by an intermediary or Financial Adviser, they may require extra processing time.

The Net Asset Value of this Fund is calculated on a daily basis.

Minimum initial investment: £100,000

Minimum subsequent investment: £5,000

### Risk and Reward Profile



The risk category is calculated using historical performance data and may not be a reliable indicator of the Fund's future risk profile.

The risk category shown is not guaranteed and may shift over time.

The lowest category does not mean risk free.

#### Why is this Fund in this category?

The capital of the Sub-Fund is not guaranteed. The Sub-Fund is invested in financial markets and uses techniques and instruments which are subject to low levels of variation under normal market conditions but, which may still result in losses.

#### Additional Risks (risks materially relevant to the fund which are not adequately captured by the indicator)

**Counterparty Risk:** failure by any counterparty to a transaction (e.g. derivatives and securities lending) with the Fund to meet its obligations may adversely affect the value of the Fund. The Fund may receive assets from the counterparty to protect against any such adverse effect but there is a risk that the value of such assets at the time of the failure would be insufficient to cover the loss to the Fund.

**Derivatives:** derivatives can be more volatile than the underlying asset and may result in greater fluctuations to the Fund's value. In the case of derivatives not traded on an exchange they may be subject to additional counterparty and liquidity risk.

**Interest Rate Risk:** fluctuations in interest rates will change the value of

bonds, impacting the value of the Fund. Generally, when interest rates rise, the value of the bonds fall and vice versa. The valuation of bonds will also change according to market perceptions of future movements in interest rates.

**Liquidity Risk:** some investments may trade infrequently and in small volumes. As a result the Fund manager may not be able to sell at a preferred time or volume or at a price close to the last quoted valuation. The Fund manager may be forced to sell a number of such investments as a result of a large redemption of shares in the Fund. Depending on market conditions, this could lead to a significant drop in the Fund's value and in extreme circumstances lead the Fund to be unable to meet its redemptions.

**Credit Risk:** the risk that an issuer of bonds will default on its obligations to pay income or repay capital, resulting in a decrease in Fund value. The value of a bond (and, subsequently, the Fund) is also affected by changes in market perceptions of the risk of future default. Investment grade issuers are regarded as less likely to default than issuers of high yield bonds.

Further explanation of the risks associated with an investment in this Fund can be found in the prospectus.



## AXA Sterling Credit Short Duration Bond Fund

### Charges

The charges you pay are used to pay the cost of running the Fund, including the costs of marketing and distributing it. These charges reduce the potential growth of your investment.

#### One-off charges taken before or after you invest

Entry charge	none
Exit charge	none

This is the maximum that might be taken out of your money before it is invested.

#### Charges taken from the fund over a year

Ongoing Charges	0.40%
-----------------	-------

#### Charges taken from the fund under certain specific conditions

Performance fee	none
-----------------	------

The entry and exit charges shown are maximum figures. In some cases, you might pay less - you can find this out from your Financial Adviser.

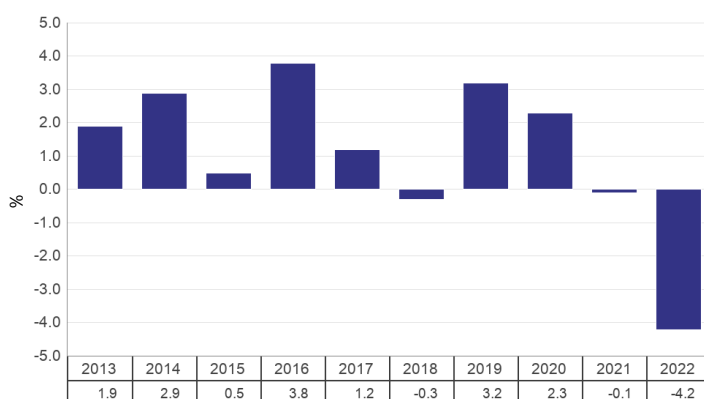
The ongoing charges figure is based on expenses for the previous twelve month period. This figure may vary from year to year. It excludes:

- Performance fees
- Portfolio transaction costs, except in the case of an entry/exit charge paid by the Fund when buying or selling units in another collective investment undertaking.

For more information about charges, please refer to AXA IM website: <https://www.axa-im.co.uk/important-information/fund-charges-and-costs> as well as the Fees and Expenses section of the prospectus which is available at <https://funds.axa-im.com>.

### Past Performance

■ AXA Sterling Credit Short Duration Bond Fund Z (G)  
Accumulation GBP (ISIN : GB00B5L2N222)



Past performance is not a reliable indicator of future results.

Past performance is shown after the deduction of ongoing charges. Any entry/exit fees are excluded from the calculation.

The Fund was launched on 12/11/2010 and the share class in 2010.

Past performance has been calculated in Sterling and is expressed as a percentage change of the Fund's Net Asset Value at each year end.

### Practical Information

#### Depositary:

HSBC Bank Plc  
Registered Office  
8 Canada Square  
London, E14 5HQ

#### Further information:

More detailed information on this Fund, such as the prospectus as well as the latest annual and semi-annual report, can be obtained free of charge from the Fund's Management Company, the Administrator, the Fund's distributors, online at <https://www.axa-im.co.uk>, or by calling 0345 777 5511. These documents are available in English.

More share classes are available for this Sub-Fund. For more details about other share classes, please refer to the prospectus, which is available at <https://funds.axa-im.com/>.

Details of the up to date remuneration policy of the Management Company are published online at [www.axa-im.com/important-information/remuneration-policy](http://www.axa-im.com/important-information/remuneration-policy).

This includes the description of how remuneration and benefits are awarded for employees, and information on the remuneration committee. The Management Company provides a paper copy free of charge upon request. A glossary of some of the terms used in this document can be found online at <https://retail.axa-im.co.uk/glossary>

Each Sub-Fund corresponds to a distinct part of the assets and liabilities of the UCITS. As a consequence, the assets of each Sub-Fund are segregated from the assets of the other Sub-Funds and exclusively available to satisfy the rights of investors in relation to that Sub-Fund and the right of creditors whose claims have arisen in connection with the creation, the operation or the liquidation of that Sub-Fund.

#### Net Asset Value Publication:

The Net Asset Value per share is available at <https://www.axa-im.co.uk> and at the registered office of the Fund's Management Company.

#### Tax Legislation:

The Fund is subject to the tax laws and regulations of the United Kingdom. Depending on your own country of residence this might have an impact on your investments. For further details, you should consult a tax adviser.

#### Liability Statement:

AXA Investment Managers UK Limited may be held liable solely on the basis of any statement contained in this document that is misleading, inaccurate or inconsistent with the relevant parts of the prospectus for the Fund.

#### Switching between Funds:

Shareholders may apply for their shares to be converted into shares of another Fund, provided that the conditions for accessing the target share class are fulfilled. Investment would be at the Net Asset Value of the target fund, calculated at the applicable Valuation Point following receipt of the conversion request.

The redemption and subscription costs connected with the conversion may be charged to the shareholder as indicated in the prospectus.

For more details about how to switch Fund, please refer to the section in the Fund's prospectus entitled "Can I switch or convert shares and what are the implications?", which is available at <https://funds.axa-im.com>

This document provides you with key investor information about this fund. It is not marketing material. The information is required by law to help you understand the nature and the risks of investing in this fund. You are advised to read it so you can make an informed decision about whether to invest.

## AXA US Short Duration High Yield Fund

A Sub-Fund of AXA Fixed Interest Investment ICVC

Share class : AXA US Short Duration High Yield Fund Z (G) Accumulation GBP (ISIN : GB00B59VLT43)

This Sub-Fund is managed by AXA Investment Managers UK Limited, part of the AXA IM Group

### Objective and Investment Policy

#### Investment Objective

The aim of the Fund is to generate income by investing in high yield debt securities (being sub-investment grade corporate bonds) while seeking to avoid the risk of default.

#### Investment Policy

The Fund aims to deliver a return by investing at least 60 per cent of its Net Asset Value in high yield bonds (being sub-investment grade corporate bonds, meaning bonds with a rating of BB+ and below by Standard & Poor or equivalent rating by Moody's or Fitch) with a bias towards shorter maturities (where the full repayment of the bond by the company is expected to be less than three years), issued primarily by companies with their predominant place of business in the US. The Fund may also invest in such bonds denominated in US Dollars and issued by non-US companies. The fund manager seeks to reduce the effect of credit risk through diversification and its analysis and selection of bonds.

To avoid investing in bonds issued by companies which present excessive degrees of environmental, social and governance (ESG) risk, the fund manager applies AXA Investment Manager's (AXA IM's) sector specific investment guidelines relating to responsible investment to the Fund. Such guidelines exclude investment in soft commodity derivatives or exposure to certain companies based on their involvement in specific sectors (such as unsustainable palm oil production, controversial weapons and climate risks). The fund manager also applies the AXA IM's ESG Standards policy. This policy excludes investment in companies based on: tobacco production; manufacture of white phosphorus weapons; certain criteria relating to human rights and anti-corruption as well as other ESG factors. The AXA IM's ESG Standards policy and AXA IM's sector specific investment guidelines are subject to change and the latest copies are available from the fund manager on request.

Further, in selecting investments, the fund manager will, in addition to the application of the above policies, take into account the issuer's ESG score as one factor within its broader analysis of the issuer to make selections which are expected to generate an income return over the long term. It is, however, just one component of the fund manager's investment process and ESG scores are not the principal driver of investment decision making. The fund manager believes that issuers with higher ESG scores manage risk associated with ESG issues more effectively, contributing to better financial performance of such issuers in the long term. ESG scores are obtained from our selected external provider(s) and may be adjusted by the fund manager using its own research. The fund manager will not invest in bonds with the

lowest ESG scores, save in exceptional circumstances.

If the fund manager deems that an investment no longer meets the criteria set out in this investment policy or its expectations in terms of that investment's prospects for achieving income and capital growth, the fund manager will disinvest as soon as practicable having regard to the best interests of the Fund's investors and in accordance with its best execution policy.

The Fund does not have a benchmark to measure its financial performance. SONIA Compounded Index may be used by investors to compare the Fund's financial performance, which the fund manager believes best reflects the outcome of the Fund's short duration investment strategy when used to compare the performance of the Fund over a minimum period of three years. Investors should note that the SONIA Compounded Index is a cash-based index, which the fund manager has selected as an appropriate comparator given the absence of a suitable bond index, and therefore does not take account of the specific risks relevant to the Fund. The Fund may also invest in other transferable securities (including, but not limited to, high yield debt securities, investment grade debt securities, convertibles, tbills), cash, deposits, units in collective investment schemes (including funds that are managed by the fund manager or its associates) and money market instruments. The Fund may use derivatives for investment purposes as well as for Efficient Portfolio Management. Use may be made of stock lending, borrowing, cash holdings, hedging and other investment techniques permitted in the applicable Financial Conduct Authority Rules.

#### Income

Income from investments in the Fund will be rolled up into the value of your shares if you hold accumulation shares.

#### Fund Currency

The reference currency of the Fund is Sterling.

#### Investment Horizon

This Fund may not be suitable for investors who plan to withdraw their contribution within three years.

#### Processing of subscription and redemption orders


Your orders to buy, sell or transfer shares in the Fund, must be received by the Administrator by 12 noon on any working day to receive that day's Fund price. Please note that if your order is placed by an intermediary or Financial Adviser, they may require extra processing time.

The Net Asset Value of this Fund is calculated on a daily basis.

Minimum initial investment: £1,000,000

Minimum subsequent investment: £5,000

### Risk and Reward Profile



The risk category is calculated using historical performance data and may not be a reliable indicator of the Fund's future risk profile.

The risk category shown is not guaranteed and may shift over time.

The lowest category does not mean risk free.

#### Why is this Fund in this category?

The capital of the Sub-Fund is not guaranteed. The Sub-Fund is invested in financial markets and uses techniques and instruments which are subject to some levels of variation, which may result in gains or losses.

#### Additional Risks (risks materially relevant to the fund which are not adequately captured by the indicator)

**Counterparty Risk:** failure by any counterparty to a transaction (e.g. derivatives and securities lending) with the Fund to meet its obligations may adversely affect the value of the Fund. The Fund may receive assets from the counterparty to protect against any such adverse effect but there is a risk that the value of such assets at the time of the failure would be insufficient to cover the loss to the Fund.

**Derivatives:** derivatives can be more volatile than the underlying asset and may result in greater fluctuations to the Fund's value. In the case of derivatives not traded on an exchange they may be subject to additional counterparty and liquidity risk.

**Hedging Risk:** Currency Hedging within the Fund seeks to reduce the impact of exchange rate movements of the investments' currencies relative to the fund's base currency. Over a period of time the hedging strategy itself may

create a positive or negative impact to the value of the Fund, mainly due to differences in short-term interest rates between the currencies.

**Interest Rate Risk:** fluctuations in interest rates will change the value of bonds, impacting the value of the Fund. Generally, when interest rates rise, the value of the bonds fall and vice versa. The valuation of bonds will also change according to market perceptions of future movements in interest rates.

**Liquidity Risk:** some investments may trade infrequently and in small volumes. As a result the Fund manager may not be able to sell at a preferred time or volume or at a price close to the last quoted valuation. The Fund manager may be forced to sell a number of such investments as a result of a large redemption of shares in the Fund. Depending on market conditions, this could lead to a significant drop in the Fund's value and in extreme circumstances lead the Fund to be unable to meet its redemptions.

**Credit Risk:** the risk that an issuer of bonds will default on its obligations to pay income or repay capital, resulting in a decrease in Fund value. The value of a bond (and, subsequently, the Fund) is also affected by changes in market perceptions of the risk of future default. The risk of default for high yield bonds may be greater.

Further explanation of the risks associated with an investment in this Fund can be found in the prospectus.

## AXA US Short Duration High Yield Fund

### Charges

The charges you pay are used to pay the cost of running the Fund, including the costs of marketing and distributing it. These charges reduce the potential growth of your investment.

#### One-off charges taken before or after you invest

Entry charge	5.00%
Exit charge	none

This is the maximum that might be taken out of your money before it is invested.

#### Charges taken from the fund over a year

Ongoing Charges	0.75%
-----------------	-------

#### Charges taken from the fund under certain specific conditions

Performance fee	none
-----------------	------

The entry and exit charges shown are maximum figures. In some cases, you might pay less - you can find this out from your Financial Adviser.

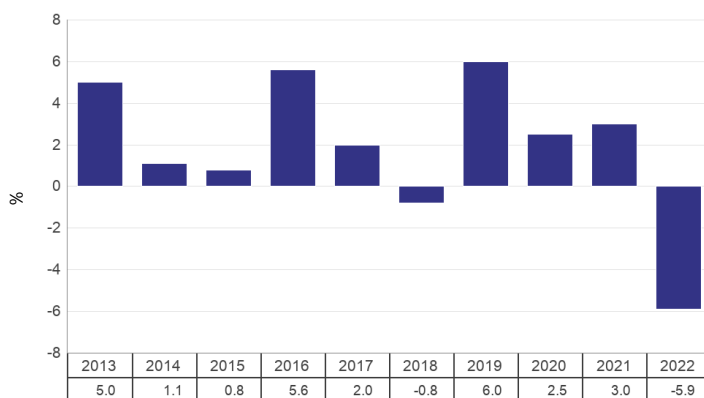
The ongoing charges figure is based on expenses for the previous twelve month period. This figure may vary from year to year. It excludes:

- Performance fees
- Portfolio transaction costs, except in the case of an entry/exit charge paid by the Fund when buying or selling units in another collective investment undertaking.

For more information about charges, please refer to AXA IM website: <https://www.axa-im.co.uk/important-information/fund-charges-and-costs> as well as the Fees and Expenses section of the prospectus which is available at <https://funds.axa-im.com>.

### Past Performance

■ AXA US Short Duration High Yield Fund Z (G)  
Accumulation GBP (ISIN : GB00B59VLT43)



Past performance is not a reliable indicator of future results.

Past performance is shown after the deduction of ongoing charges. Any entry/exit fees are excluded from the calculation.

The Fund was launched on 30/04/2010 and the share class in 2010.

Past performance has been calculated in Sterling and is expressed as a percentage change of the Fund's Net Asset Value at each year end.

### Practical Information

#### Depositary:

HSBC Bank Plc  
Registered Office  
8 Canada Square  
London, E14 5HQ

#### Further information:

More detailed information on this Fund, such as the prospectus as well as the latest annual and semi-annual report, can be obtained free of charge from the Fund's Management Company, the Administrator, the Fund's distributors, online at <https://www.axa-im.co.uk>, or by calling 0345 777 5511. These documents are available in English.

More share classes are available for this Sub-Fund. For more details about other share classes, please refer to the prospectus, which is available at <https://funds.axa-im.com/>.

Details of the up to date remuneration policy of the Management Company are published online at [www.axa-im.com/important-information/remuneration-policy](http://www.axa-im.com/important-information/remuneration-policy).

This includes the description of how remuneration and benefits are awarded for employees, and information on the remuneration committee. The Management Company provides a paper copy free of charge upon request. A glossary of some of the terms used in this document can be found online at <https://retail.axa-im.co.uk/glossary>

Each Sub-Fund corresponds to a distinct part of the assets and liabilities of the UCITS. As a consequence, the assets of each Sub-Fund are segregated from the assets of the other Sub-Funds and exclusively available to satisfy the rights of investors in relation to that Sub-Fund and the right of creditors whose claims have arisen in connection with the creation, the operation or the liquidation of that Sub-Fund.

#### Net Asset Value Publication:

The Net Asset Value per share is available at <https://www.axa-im.co.uk> and at the registered office of the Fund's Management Company.

#### Tax Legislation:

The Fund is subject to the tax laws and regulations of the United Kingdom. Depending on your own country of residence this might have an impact on your investments. For further details, you should consult a tax adviser.

#### Liability Statement:

AXA Investment Managers UK Limited may be held liable solely on the basis of any statement contained in this document that is misleading, inaccurate or inconsistent with the relevant parts of the prospectus for the Fund.

#### Switching between Funds:

Shareholders may apply for their shares to be converted into shares of another Fund, provided that the conditions for accessing the target share class are fulfilled. Investment would be at the Net Asset Value of the target fund, calculated at the applicable Valuation Point following receipt of the conversion request.

The redemption and subscription costs connected with the conversion may be charged to the shareholder as indicated in the prospectus.

For more details about how to switch Fund, please refer to the section in the Fund's prospectus entitled "Can I switch or convert shares and what are the implications?", which is available at <https://funds.axa-im.com>



## Key Investor Information

This document provides you with key investor information about this Fund. It is not marketing material. The information is required by law to help you understand the nature and the risks of investing in this Fund. You are advised to read it so you can make an informed decision about whether to invest.

# American Index Fund

a sub-fund of HSBC Index Tracker Investment Funds, (the "OEIC");  
managed by HSBC Global Asset Management (UK) Limited

Class: Accumulation C  
ISIN: GB00B80QG615

**Explanations of terms shown within the objectives and policy in bold, can be found within the glossary on our website: <http://www.assetmanagement.hsbc.com>.**


## Objectives and Investment Policy

- The Fund aims to track the performance of the S&P 500 Index (the "Index") before the deduction of charges and tax.
- The Index is made up of the 500 largest stock market listed companies in the United States of America, as defined by the Index provider.
- The Fund will invest directly in shares (**equities**) of all of the companies that make up the Index and in the same or very similar proportions in which they are included in the Index.
- However, there may be circumstances when it is not possible or practical for the Fund to invest in shares of all the companies of the Index. The Fund may not invest in all the companies of the Index to manage transaction costs or to reflect market conditions, regulations or HSBC's banned weapons policy.
- The Fund may hold cash and other funds, including funds managed by the **HSBC Group**, to manage day-to-day cash flow requirements.
- The anticipated **tracking error** for the Fund is expected to be up to 0.20%.

### Use of derivatives

- The Fund may invest in different types of **derivatives** for **efficient portfolio management**, including **hedging**. In particular the Fund may use **derivatives** to help it manage cash flows and dividend payments with the aim of generating **returns** that are consistent with the Index. The use of **derivatives** will be consistent with the risk profile of the Fund.
- Income is reinvested.
- You may sell your investment on any business day by contacting the administrator before the dealing deadline at 12pm.
- Recommendation: this Fund may not be appropriate for investors who plan to withdraw their money within a period of 5 years.

## Risk and Reward Profile



The risk and reward indicator is based on historical data and may not be a reliable indication of the future risk profile of the Fund.

The risk and reward category shown is not guaranteed to remain unchanged and may shift over time. The lowest category does not mean a risk-free investment.

### Why is this Fund in this specific category?

This Fund is classified in category 5 because its price or simulated data has shown medium to high fluctuations historically.

### Material risks not fully captured by the Risk and Reward Indicator:

- **Counterparty Risk** The possibility that the counterparty to a transaction may be unwilling or unable to meet its obligations.
- **Derivatives Risk** Derivatives can behave unexpectedly. The pricing and volatility of many derivatives may diverge from strictly

reflecting the pricing or volatility of their underlying reference(s), instrument or asset.

- **Exchange Rate Risk** Changes in currency exchange rates could reduce or increase investment gains or investment losses, in some cases significantly.
- **Index Tracking Risk** To the extent that the Fund seeks to replicate index performance by holding individual securities, there is no guarantee that its composition or performance will exactly match that of the target index at any given time ("tracking error").
- **Investment Leverage Risk** Investment Leverage occurs when the economic exposure is greater than the amount invested, such as when derivatives are used. A Fund that employs leverage may experience greater gains and/or losses due to the amplification effect from a movement in the price of the reference source.
- **Liquidity Risk** Liquidity is a measure of how easily the Fund's holdings can be quickly converted to cash. The value of the Fund's holdings may be significantly impacted by liquidity risk during adverse market conditions.
- **Operational Risk** Operational errors may affect transactions, valuation, accounting, financial reporting and other processes relating to the Fund.

## Charges

The charges you pay are used to pay the running costs of the Fund, including the marketing and distribution costs. These charges reduce the potential growth of the investment.

### One-off charges taken before or after you invest

Entry charge	0.00%
Exit charge	0.00%

This is the maximum that might be taken out of your money before it is invested or before the proceeds of your investment are paid out.

### Charges taken from the Fund over a year

Ongoing charge	0.06%
----------------	-------

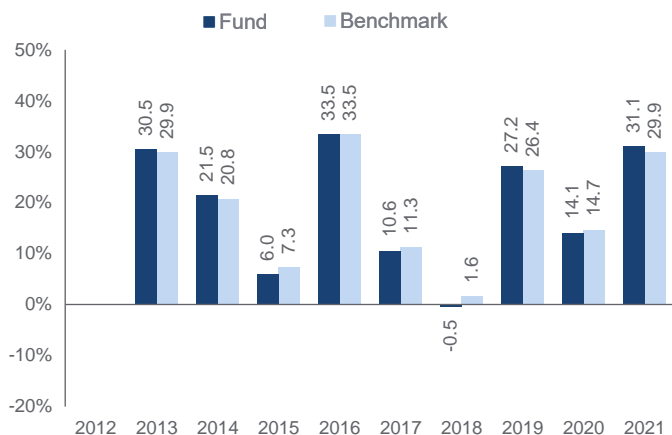
### Charges taken from the Fund under certain specific conditions

Performance fee	None
-----------------	------

- The entry and exit charges shown are the maximum that may be charged. In some cases you may pay less. You can obtain the actual charges from your financial adviser.
- A conversion charge may be payable.
- The ongoing charges figure is based on last year's expenses for the year ending 15/11/2021. Charges may vary from year to year.

Further information on Charges can be found in the "Fees and Expenses" section of the Fund's Prospectus.

## Past Performance



- Past performance is not a guide to future performance; the value of your investment and any income from it can go down as well as up.
- Performance returns are based on the net asset value with distributable income reinvested. Past performance takes account of all ongoing charges but not entry, exit or conversion charges.
- The past performance of this share class is calculated in GBP.
- The performance of the Fund is shown against the performance of the S&P 500 Index.
- The Fund was launched on 31 October 1988.

## Practical Information

### Depository

State Street Trustees Limited.

### Further information

Further information about the OEIC including the latest Prospectus, latest published prices of shares, annual report and half yearly report may be obtained free of charge, in English, from the Administrator, HSBC Global Asset Management (UK) Limited, Sunderland SR43 4BF or by visiting [www.assetmanagement.hsbc.com](http://www.assetmanagement.hsbc.com). The most recent Prospectus is available in English. This document describes a single share class of the OEIC. The Prospectus, annual and half yearly reports are prepared for the entire OEIC.

### Share classes

Other share classes are available, as detailed in the Prospectus. It is possible to convert your shares into a different share class or switch your shares into a different Fund within the OEIC. Details of how to do this are in the Prospectus (please note an initial charge may apply).

### Remuneration Policy

The Remuneration Policy of the Authorised Corporate Director, which describes the remuneration practices and governance arrangements for UCITS and AIFMD Authorised entities, is available at [www.assetmanagement.hsbc.com](http://www.assetmanagement.hsbc.com) (please select "About Us" then "Our Governance" then "Remuneration Practices and Governance Arrangements for UCITS and AIFMD Authorised Entities") or on request free of charge from the Administrator.

### Tax

UK tax legislation may have an impact on your personal position.

### Management Company

HSBC Global Asset Management (UK) Limited, the Authorised Corporate Director, may be held liable solely on the basis of any statement contained in this document that is misleading, inaccurate or inconsistent with the relevant parts of the Prospectus for the OEIC.

### Segregated liability

The OEIC is an umbrella investment company with segregated liability between Funds. This means that the holdings of one Fund are kept separate from the holdings of the other Funds and your investment in the Fund cannot be used to pay the liabilities of any other Fund.

The Fund is authorised in the United Kingdom and regulated by the Financial Conduct Authority. HSBC Global Asset Management (UK) Limited is authorised in the United Kingdom and regulated by the Financial Conduct Authority.

This key investor information is accurate as at 27 June 2022.

## Key Investor Information

This document provides you with key investor information about this Fund. It is not marketing material. The information is required by law to help you understand the nature and the risks of investing in this Fund. You are advised to read it so you can make an informed decision about whether to invest.

# Japan Index Fund

a sub-fund of HSBC Index Tracker Investment Funds, (the "OEIC");  
managed by HSBC Global Asset Management (UK) Limited

Class: Accumulation C  
ISIN: GB00B80QGN87

**Explanations of terms shown within the objectives and policy in bold, can be found within the glossary on our website: <http://www.assetmanagement.hsbc.com>.**

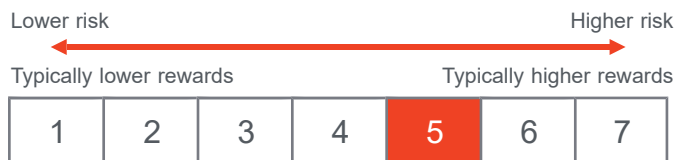
## Objectives and Investment Policy

- The Fund aims to provide **growth** over the long term, which is a period of 5 years or more, by tracking the performance of the FTSE Japan Index (the "Index").
- The Index is made up of large and medium sized stock market listed companies in Japan.
- The Fund will invest directly in shares (**equities**) of all of the companies that make up the Index and in the same or very similar proportions in which they are included in the Index.
- However, there may be circumstances when it is not possible or practical for the Fund to invest in shares of all the companies of the Index. The Fund may not invest in all the companies of the Index to manage transaction costs or to reflect market conditions, regulations or HSBC's banned weapons policy.
- The Fund may hold cash and other funds, including funds managed by the **HSBC Group**, to manage day-to-day cash flow requirements.
- The anticipated **tracking error** for the Fund is expected to be up to 0.20%.

### Use of derivatives

- The Fund may invest in different types of **derivatives** for **efficient portfolio management**, including **hedging**. In particular the Fund may use **derivatives** to help it manage cash flows and dividend payments with the aim of generating **returns** that are consistent with the Index. The use of **derivatives** will be consistent with the risk profile of the Fund.
- Income is reinvested.
- You may sell your investment on any business day by contacting the administrator before the dealing deadline at 12pm.
- Recommendation: this Fund may not be appropriate for investors who plan to withdraw their money within a period of 5 years.

## Risk and Reward Profile



The risk and reward indicator is based on historical data and may not be a reliable indication of the future risk profile of the Fund.

The risk and reward category shown is not guaranteed to remain unchanged and may shift over time. The lowest category does not mean a risk-free investment.

### Why is this Fund in this specific category?

This Fund is classified in category 5 because its price or simulated data has shown medium to high fluctuations historically.

### Material risks not fully captured by the Risk and Reward Indicator:

- **Counterparty Risk** The possibility that the counterparty to a transaction may be unwilling or unable to meet its obligations.
- **Derivatives Risk** Derivatives can behave unexpectedly. The pricing and volatility of many derivatives may diverge from strictly

reflecting the pricing or volatility of their underlying reference(s), instrument or asset.

- **Exchange Rate Risk** Changes in currency exchange rates could reduce or increase investment gains or investment losses, in some cases significantly.
- **Index Tracking Risk** To the extent that the Fund seeks to replicate index performance by holding individual securities, there is no guarantee that its composition or performance will exactly match that of the target index at any given time ("tracking error").
- **Investment Leverage Risk** Investment Leverage occurs when the economic exposure is greater than the amount invested, such as when derivatives are used. A Fund that employs leverage may experience greater gains and/or losses due to the amplification effect from a movement in the price of the reference source.
- **Liquidity Risk** Liquidity is a measure of how easily the Fund's holdings can be quickly converted to cash. The value of the Fund's holdings may be significantly impacted by liquidity risk during adverse market conditions.
- **Operational Risk** Operational errors may affect transactions, valuation, accounting, financial reporting and other processes relating to the Fund.

## Charges

The charges you pay are used to pay the running costs of the Fund, including the marketing and distribution costs. These charges reduce the potential growth of the investment.

### One-off charges taken before or after you invest

Entry charge	0.00%
Exit charge	0.00%

This is the maximum that might be taken out of your money before it is invested or before the proceeds of your investment are paid out.

### Charges taken from the Fund over a year

Ongoing charge	0.13%
----------------	-------

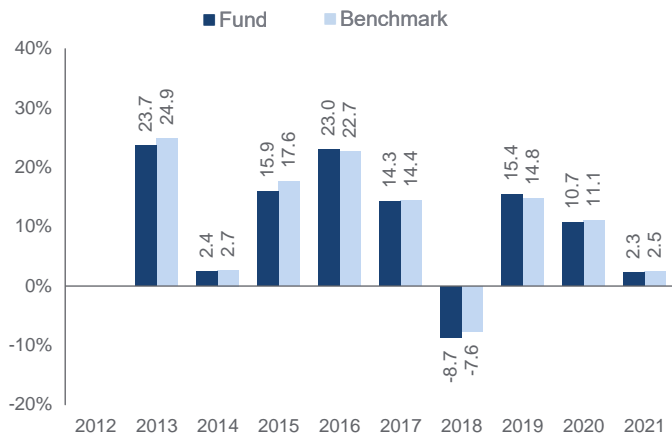
### Charges taken from the Fund under certain specific conditions

Performance fee	None
-----------------	------

- The entry and exit charges shown are the maximum that may be charged. In some cases you may pay less. You can obtain the actual charges from your financial adviser.
- A conversion charge may be payable.
- The ongoing charges figure is based on last year's expenses for the year ending 15/11/2021. Charges may vary from year to year.

Further information on Charges can be found in the "Fees and Expenses" section of the Fund's Prospectus.

## Past Performance



- Past performance is not a guide to future performance; the value of your investment and any income from it can go down as well as up.
- Performance returns are based on the net asset value with distributable income reinvested. Past performance takes account of all ongoing charges but not entry, exit or conversion charges.
- The past performance of this share class is calculated in GBP.
- The performance of the Fund is shown against the performance of the FTSE Japan Index.
- The Fund was launched on 14 January 1989.

## Practical Information

### Depository

State Street Trustees Limited.

### Further information

Further information about the OEIC including the latest Prospectus, latest published prices of shares, annual report and half yearly report may be obtained free of charge, in English, from the Administrator, HSBC Global Asset Management (UK) Limited, Sunderland SR43 4BF or by visiting [www.assetmanagement.hsbc.com](http://www.assetmanagement.hsbc.com). The most recent Prospectus is available in English. This document describes a single share class of the OEIC. The Prospectus, annual and half yearly reports are prepared for the entire OEIC.

### Share classes

Other share classes are available, as detailed in the Prospectus. It is possible to convert your shares into a different share class or switch your shares into a different Fund within the OEIC. Details of how to do this are in the Prospectus (please note an initial charge may apply).

### Remuneration Policy

The Remuneration Policy of the Authorised Corporate Director, which describes the remuneration practices and governance arrangements for UCITS and AIFMD Authorised entities, is available at [www.assetmanagement.hsbc.com](http://www.assetmanagement.hsbc.com) (please select "About Us" then "Our Governance" then "Remuneration Practices and Governance Arrangements for UCITS and AIFMD Authorised Entities") or on request free of charge from the Administrator.

### Tax

UK tax legislation may have an impact on your personal position.

### Management Company

HSBC Global Asset Management (UK) Limited, the Authorised Corporate Director, may be held liable solely on the basis of any statement contained in this document that is misleading, inaccurate or inconsistent with the relevant parts of the Prospectus for the OEIC.

### Segregated liability

The OEIC is an umbrella investment company with segregated liability between Funds. This means that the holdings of one Fund are kept separate from the holdings of the other Funds and your investment in the Fund cannot be used to pay the liabilities of any other Fund.

The Fund is authorised in the United Kingdom and regulated by the Financial Conduct Authority. HSBC Global Asset Management (UK) Limited is authorised in the United Kingdom and regulated by the Financial Conduct Authority.

This key investor information is accurate as at 02 February 2022.



## Key Investor Information

This document provides you with key investor information about this Fund. It is not marketing material. The information is required by law to help you understand the nature and the risks of investing in this Fund. You are advised to read it so you can make an informed decision about whether to invest.

# Pacific Index Fund

a sub-fund of HSBC Index Tracker Investment Funds, (the "OEIC");  
managed by HSBC Global Asset Management (UK) Limited

Class: Accumulation C  
ISIN: GB00B80QGT40

**Explanations of terms shown within the objectives and policy in bold, can be found within the glossary on our website: <http://www.assetmanagement.hsbc.com>.**


## Objectives and Investment Policy

- The Fund aims to provide **growth** over the long term, which is a period of 5 years or more, by tracking the performance of the FTSE World Asia Pacific excluding Japan Index (the "Index").
- The Index is made up of large and medium sized companies in developed and advanced **emerging markets** in the Asia Pacific region, excluding Japan.
- The Fund will invest directly in shares (**equities**) of all of the companies that make up the Index and in the same or very similar proportions in which they are included in the Index.
- However, there may be circumstances when it is not possible or practical for the Fund to invest in shares of all the companies of the Index. The Fund may not invest in all the companies of the Index to manage transaction costs or to reflect market conditions, regulations or HSBC's banned weapons policy.
- The Fund may hold cash and other funds, including funds managed by the **HSBC Group**, to manage day-to-day cash flow requirements.
- The anticipated **tracking error** for the Fund is expected to be up to 0.40%.

### Use of derivatives

- The Fund may invest in different types of **derivatives** for **efficient portfolio management**, including **hedging**. In particular the Fund may use **derivatives** to help it manage cash flows and dividend payments with the aim of generating **returns** that are consistent with the Index. The use of **derivatives** will be consistent with the risk profile of the Fund.
- Income is reinvested.
- You may sell your investment on any business day by contacting the administrator before the dealing deadline at 12pm.
- Recommendation: this Fund may not be appropriate for investors who plan to withdraw their money within a period of 5 years.

## Risk and Reward Profile



The risk and reward indicator is based on historical data and may not be a reliable indication of the future risk profile of the Fund.

The risk and reward category shown is not guaranteed to remain unchanged and may shift over time. The lowest category does not mean a risk-free investment.

### Why is this Fund in this specific category?

This Fund is classified in category 5 because its price or simulated data has shown medium to high fluctuations historically.

### Material risks not fully captured by the Risk and Reward Indicator:

- Counterparty Risk** The possibility that the counterparty to a transaction may be unwilling or unable to meet its obligations.
- Derivatives Risk** Derivatives can behave unexpectedly. The pricing and volatility of many derivatives may diverge from strictly reflecting the pricing or volatility of their underlying reference(s), instrument or asset.

- Emerging Markets Risk** Emerging markets are less established, and often more volatile, than developed markets and involve higher risks, particularly market, liquidity and currency risks.
- Exchange Rate Risk** Changes in currency exchange rates could reduce or increase investment gains or investment losses, in some cases significantly.
- Index Tracking Risk** To the extent that the Fund seeks to replicate index performance by holding individual securities, there is no guarantee that its composition or performance will exactly match that of the target index at any given time ("tracking error").
- Investment Leverage Risk** Investment Leverage occurs when the economic exposure is greater than the amount invested, such as when derivatives are used. A Fund that employs leverage may experience greater gains and/or losses due to the amplification effect from a movement in the price of the reference source.
- Liquidity Risk** Liquidity is a measure of how easily the Fund's holdings can be quickly converted to cash. The value of the Fund's holdings may be significantly impacted by liquidity risk during adverse market conditions.
- Operational Risk** Operational errors may affect transactions, valuation, accounting, financial reporting and other processes relating to the Fund.

## Charges

The charges you pay are used to pay the running costs of the Fund, including the marketing and distribution costs. These charges reduce the potential growth of the investment.

### One-off charges taken before or after you invest

Entry charge	0.00%
Exit charge	0.00%

This is the maximum that might be taken out of your money before it is invested or before the proceeds of your investment are paid out.

### Charges taken from the Fund over a year

Ongoing charge	0.16%
----------------	-------

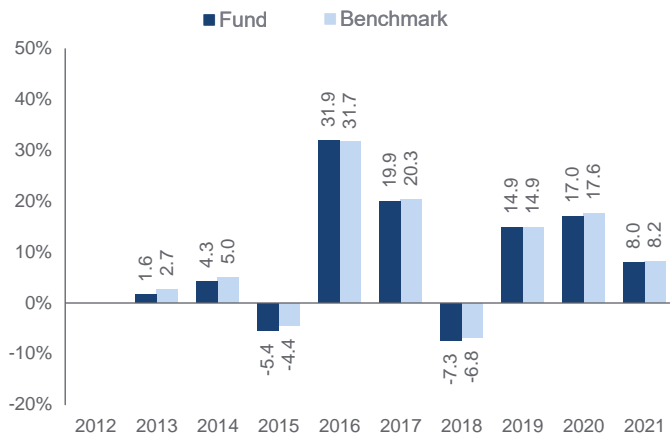
### Charges taken from the Fund under certain specific conditions

Performance fee	None
-----------------	------

- The entry and exit charges shown are the maximum that may be charged. In some cases you may pay less. You can obtain the actual charges from your financial adviser.
- A conversion charge may be payable.
- The ongoing charges figure is based on last year's expenses for the year ending 15/11/2021. Charges may vary from year to year.

Further information on Charges can be found in the "Fees and Expenses" section of the Fund's Prospectus.

## Past Performance



- Past performance is not a guide to future performance; the value of your investment and any income from it can go down as well as up.
- Performance returns are based on the net asset value with distributable income reinvested. Past performance takes account of all ongoing charges but not entry, exit or conversion charges.
- The past performance of this share class is calculated in GBP.
- The performance of the Fund is shown against the performance of the FTSE World Asia Pacific excluding Japan Index.
- The Fund was launched on 20 November 1998.

## Practical Information

### Depository

State Street Trustees Limited.

### Further information

Further information about the OEIC including the latest Prospectus, latest published prices of shares, annual report and half yearly report may be obtained free of charge, in English, from the Administrator, HSBC Global Asset Management (UK) Limited, Sunderland SR43 4BF or by visiting [www.assetmanagement.hsbc.com](http://www.assetmanagement.hsbc.com). The most recent Prospectus is available in English. This document describes a single share class of the OEIC. The Prospectus, annual and half yearly reports are prepared for the entire OEIC.

### Share classes

Other share classes are available, as detailed in the Prospectus. It is possible to convert your shares into a different share class or switch your shares into a different Fund within the OEIC. Details of how to do this are in the Prospectus (please note an initial charge may apply).

### Remuneration Policy

The Remuneration Policy of the Authorised Corporate Director, which describes the remuneration practices and governance arrangements for UCITS and AIFMD Authorised entities, is available at [www.assetmanagement.hsbc.com](http://www.assetmanagement.hsbc.com) (please select "About Us" then "Our Governance" then "Remuneration Practices and Governance Arrangements for UCITS and AIFMD Authorised Entities") or on request free of charge from the Administrator.

### Tax

UK tax legislation may have an impact on your personal position.

### Management Company

HSBC Global Asset Management (UK) Limited, the Authorised Corporate Director, may be held liable solely on the basis of any statement contained in this document that is misleading, inaccurate or inconsistent with the relevant parts of the Prospectus for the OEIC.

### Segregated liability

The OEIC is an umbrella investment company with segregated liability between Funds. This means that the holdings of one Fund are kept separate from the holdings of the other Funds and your investment in the Fund cannot be used to pay the liabilities of any other Fund.

The Fund is authorised in the United Kingdom and regulated by the Financial Conduct Authority. HSBC Global Asset Management (UK) Limited is authorised in the United Kingdom and regulated by the Financial Conduct Authority.

This key investor information is accurate as at 02 February 2022.

**KEY INVESTOR INFORMATION**

This document provides you with key investor information about this Fund. It is not marketing material. The information is required by law to help you understand the nature and risks of investing in this Fund. You are advised to read it so you can make an informed decision about whether to invest.

**iShares Emerging Markets Equity Index  
Fund (UK)**

A sub-fund of BlackRock Collective Investment Funds

**Class D Accumulating GBP**

ISIN: GB00B84DY642

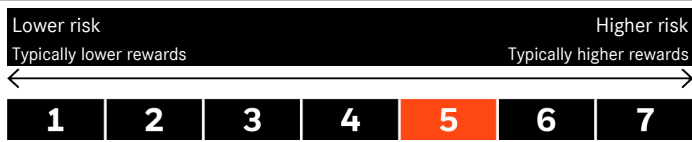
Manager: BlackRock Fund Managers Limited

**Objectives and Investment Policy**

- ▶ The Fund aims to provide a return on your investment (generated through an increase in the value of the assets held by the Fund) by tracking closely the performance of the FTSE Emerging Index, the Fund’s benchmark index.
- ▶ The Fund is passively managed and the investment manager has limited discretion to select the Fund’s investments and in doing so may take into consideration the benchmark index. The Fund invests in equity securities (e.g. shares) of companies that make up the benchmark index.
- ▶ The benchmark index measures the performance of equity securities of leading companies listed in the emerging markets. The benchmark index is a free float-adjusted market capitalisation weighted index. Free float-adjusted means that only shares readily available in the market rather than all of a company’s issued shares are used in calculating the benchmark index. Free float-adjusted market capitalisation is the share price of a company multiplied by the number of shares readily available in the market.
- ▶ The Fund may indirectly invest in emerging markets by investing in American Depository Receipts (ADRs) and Global Depository Receipts (GDRs), which are listed or traded on stock exchanges and regulated markets outside emerging markets. ADRs and GDRs are investments issued by financial institutions which give exposure to underlying equity securities.
- ▶ The Fund uses optimising techniques to achieve a similar return to its benchmark index. These techniques may include the strategic selection of certain securities that make up the benchmark index or other securities which provide similar performance to certain constituent securities. These may also include the use of derivatives (i.e. investments the prices of which are based on one or more underlying assets).
- ▶ The Fund may also engage in short-term secured lending of its investments to certain eligible third parties. This is used as a means of generating additional income and to off-set the costs of the Fund.
- ▶ Recommendation: This Fund may not be appropriate for short-term investment.
- ▶ Your units will be accumulating units (i.e. dividend income will be included in their value).
- ▶ Your units will be denominated in Sterling, the Fund's base currency.
- ▶ You can buy and sell your units daily. The minimum initial investment for this unit class is £100,000.

For more information on the Fund, share/unit classes, risks and charges, please see the Fund's prospectus, available on the product pages at [www.blackrock.com](http://www.blackrock.com)

**Risk and Reward Profile**



- ▶ This indicator is based on historical data and may not be a reliable indication of the future risk profile of the Fund.
- ▶ The risk category shown is not guaranteed and may change over time.
- ▶ The lowest category does not mean risk free.
- ▶ The Fund is rated five due to the nature of its investments which include the risks listed below. These factors may impact the value of the Fund’s investments or expose the Fund to losses.

- Emerging markets are generally more sensitive to economic and political conditions than developed markets. Other factors include greater 'Liquidity Risk', restrictions on investment or transfer of assets, failed/delayed delivery of securities or payments to the Fund and sustainability-related risks.
- Currency Risk: The Fund invests in other currencies. Changes in exchange rates will therefore affect the value of the investment.
- The value of equities and equity-related securities can be affected by daily stock market movements. Other influential factors include political, economic news, company earnings and significant corporate events.
- ▶ Particular risks not adequately captured by the risk indicator include:
  - Counterparty Risk: The insolvency of any institutions providing services such as safekeeping of assets or acting as counterparty to derivatives or other instruments, may expose the Fund to financial loss.
  - Liquidity Risk: Lower liquidity means there are insufficient buyers or sellers to allow the Fund to sell or buy investments readily.

## Charges

The charges are used to pay the costs of running the Fund, including the costs of marketing and distributing it. These charges reduce the potential growth of your investment.

The entry and exit charges shown are maximum figures. In some cases you might pay less. Please refer to your financial advisor or the distributor for the actual entry and exit charges.

\*Subject to a charge of up to 2% paid into the Fund where the Manager suspects excessive trading by an investor.

The ongoing charges figure is based on expenses for the twelve month period ending 31 December 2022. This figure may vary from year to year. It excludes portfolio trade-related costs, except costs paid to the custodian and any entry/exit charge paid to an underlying collective investment scheme (if any).

\*\* To the extent the Fund undertakes securities lending to reduce costs, the Fund will receive 62.5% of the associated revenue generated and the remaining 37.5% will be received by BlackRock as the securities lending agent. As securities lending revenue sharing does not increase the costs of running the Fund, this has been excluded from the ongoing charges.

One-off charges taken before or after you invest	
Entry Charge	None
Exit Charge	None*

This is the maximum that might be taken out of your money before it is invested or before proceeds of your investments are paid out.

Charges taken from the Fund over each year	
Ongoing Charges	0.21%**
Charges taken from the Fund under certain conditions	
Performance Fee	None

## Past Performance

Past performance is not a guide to future performance.

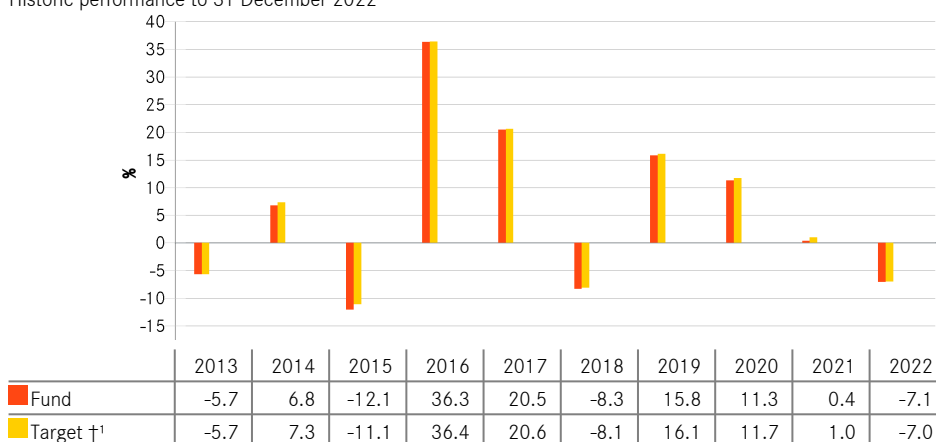
The chart shows the Fund's annual performance in GBP for each full calendar year over the period displayed in the chart. It is expressed as a percentage change of the Fund's net asset value at each year-end. The Fund was launched in 2009. The unit class was launched in 2012.

Performance is shown after deduction of ongoing charges. Any entry/exit charges are excluded from the calculation.

†1 FTSE Emerging Index (GBP)

As of 31 December 2014, the Benchmark Index converted from a close of business valuation to a midday valuation. Historic performance of the Benchmark has been simulated by the Benchmark provider and such data is used for the purposes of demonstrating historic performance in the "Past Performance" table from 31 July 2009 or from the launch of the share class if later.

Historic performance to 31 December 2022



## Practical Information

- ▶ The trustee and depositary of the Fund is The Bank of New York Mellon (International) Limited, which also acts as custodian.
- ▶ Further information about the Fund can be obtained from the latest annual report and half-yearly reports of the BlackRock Collective Investment Funds (BCIF). These documents are available free of charge in English. These can be found, along with other information, such as unit prices, on the BlackRock website at [www.blackrock.com](http://www.blackrock.com), on the iShares website at [www.ishares.com](http://www.ishares.com) or by calling Investor Services on 0800 44 55 22.
- ▶ Investors should note that the tax legislation that applies to the Fund may have an impact on the personal tax position of your investment in the Fund.
- ▶ The Fund is a sub-fund of BCIF, an umbrella structure comprising different sub-funds. This document is specific to the Fund and unit class stated at the beginning of this document. However, the prospectus, annual and half-yearly reports are prepared for the umbrella.
- ▶ BlackRock Fund Managers Limited may be held liable solely on the basis of any statement contained in this document that is misleading, inaccurate or inconsistent with the relevant parts of the Fund's prospectus.
- ▶ The assets of the Fund are held on trust for its unitholders under English trust law which means that its assets cannot be used to discharge the liabilities of other sub-funds within BCIF. In addition, the Fund's assets are held separately from the assets of other sub-funds.
- ▶ Investors may switch their units in the Fund for units in another sub-fund within BCIF, subject to meeting certain conditions as set out in the prospectus.
- ▶ The Remuneration Policy of the Management Company, which describes how remuneration and benefits are determined and awarded, and the associated governance arrangements, is available at [www.blackrock.com/Remunerationpolicy](http://www.blackrock.com/Remunerationpolicy) or on request from the registered office of the Management Company.

**KEY INVESTOR INFORMATION**

This document provides you with key investor information about this Fund. It is not marketing material. The information is required by law to help you understand the nature and risks of investing in this Fund. You are advised to read it so you can make an informed decision about whether to invest.

**iShares ESG Overseas Corporate Bond Index Fund (UK)**

A sub-fund of BlackRock Collective Investment Funds

**Class D Accumulating GBP**

**ISIN: GB00B58YKH53**

**Manager: BlackRock Fund Managers Limited**

**Objectives and Investment Policy**

- ▶ The Fund aims to provide a return on your investment (generated through an increase in the value of the assets held by the Fund and/or income received from those assets), by tracking closely the performance of the ICE ESG Global Corporate Ex GBP Index (the Fund's benchmark index).
- ▶ The Fund is passively managed and the Investment Manager (IM) has limited discretion to select the Fund's investments and in doing so may take into consideration the benchmark index. The Fund invests in fixed income securities (such as bonds) that make up the benchmark index and, at the time of purchase, comply with the credit rating requirements of the benchmark index.
- ▶ The Fund's benchmark index measures the performance of fixed income securities issued by companies in global markets excluding issues denominated in Pounds Sterling. The Fund's benchmark index also seeks to exclude issuers based on the index provider's environmental, social and governance (ESG) ratings and exclusionary criteria. The index provider seeks to limit and/or exclude from the benchmark index corporate issuers which are determined by the index provider (often by reference to specific revenue thresholds or to any connection to an activity regardless of any revenue received) as having exposure to, or other ties with, certain activities including: controversial weapons, tobacco, nuclear weapons, civilian firearms, thermal coal, oil sands, fossil fuel reserves, oil and gas equipment and services, oil and gas extraction and production. Issuers that are classified by the index provider as violating United Nations Global Compact principles (which are widely accepted corporate sustainability principles that meet fundamental responsibilities in areas such as anti-corruption, human rights, labour and environmental) are also excluded from the benchmark index. The benchmark index excludes companies which score below a certain Sustainalytics ESG Rating which are identified by the index provider as being involved in controversies that have a negative ESG impact on their operations and/or products and services based on a Sustainalytics ESG controversy score.
- ▶ The fixed income securities in the Fund's benchmark index will pay income according to a fixed rate of interest and will be investment grade (i.e. meet a specified level of credit worthiness) at the time of inclusion in the benchmark index.
- ▶ The Fund uses techniques to achieve a similar return to its benchmark index. These techniques may include the strategic selection of certain securities that make up the benchmark index or other fixed income securities which provide similar performance to certain constituent securities. They may also include the use of derivatives (i.e. investments the prices of which based on one or more underlying assets).
- ▶ The Fund may also engage in short term secured lending of its investments to certain eligible third parties. This is used as a means of generating additional income and to off-set the costs of the Fund.
- ▶ Recommendation: This Fund may not be appropriate for short-term investment.
- ▶ Your units will be accumulating units (i.e. dividend income will be included in their value).
- ▶ Your units will be denominated in Sterling, the Fund's base currency.
- ▶ You can buy and sell your units daily. The minimum initial investment for this unit class is £100,000.

For more information on the Fund, share/unit classes, risks and charges, please see the Fund's prospectus, available on the product pages at [www.blackrock.com](http://www.blackrock.com)

**Risk and Reward Profile**



- ▶ This indicator is based on historical data and may not be a reliable indication of the future risk profile of the Fund.
- ▶ The risk category shown is not guaranteed and may change over time.
- ▶ The lowest category does not mean risk free.
- ▶ The Fund is rated four due to the nature of its investments which include the risks listed below. These factors may impact the value of the Fund's investments or expose the Fund to losses.
  - Credit risk, changes to interest rates and/or issuer defaults will have a significant impact on the performance of fixed income securities. Potential or actual credit rating downgrades may increase the level of risk.

- The benchmark index only excludes companies engaging in certain activities inconsistent with ESG criteria if such activities exceed the thresholds determined by the index provider. Investors should therefore make a personal ethical assessment of the benchmark index's ESG screening prior to investing in the Fund. Such ESG screening may adversely affect the value of the Fund's investments compared to a fund without such screening.
- ▶ Particular risks not adequately captured by the risk indicator include:
  - Counterparty Risk: The insolvency of any institutions providing services such as safekeeping of assets or acting as counterparty to derivatives or other instruments, may expose the Fund to financial loss.
  - Credit Risk: The issuer of a financial asset held within the Fund may not pay income or repay capital to the Fund when due. If a financial institution is unable to meet its financial obligations, its financial assets may be subject to a write down in value or converted (i.e. "bail-in") by relevant authorities to rescue the institution.
  - Liquidity Risk: Lower liquidity means there are insufficient buyers or sellers to allow the Fund to sell or buy investments readily.



## Charges

The charges are used to pay the costs of running the Fund, including the costs of marketing and distributing it. These charges reduce the potential growth of your investment.

The entry and exit charges shown are maximum figures. In some cases you might pay less. Please refer to your financial advisor or the distributor for the actual entry and exit charges.

\*Subject to a charge of up to 2% paid into the Fund where the Manager suspects excessive trading by an investor.

The ongoing charges figure is based on expenses for the twelve month period ending 31 December 2022. This figure may vary from year to year. It excludes portfolio trade-related costs, except costs paid to the custodian and any entry/exit charge paid to an underlying collective investment scheme (if any).

\*\* To the extent the Fund undertakes securities lending to reduce costs, the Fund will receive 62.5% of the associated revenue generated and the remaining 37.5% will be received by BlackRock as the securities lending agent. As securities lending revenue sharing does not increase the costs of running the Fund, this has been excluded from the ongoing charges.

One-off charges taken before or after you invest	
Entry Charge	None
Exit Charge	None*

This is the maximum that might be taken out of your money before it is invested or before proceeds of your investments are paid out.

Charges taken from the Fund over each year	
Ongoing Charges	0.11%**
Charges taken from the Fund under certain conditions	
Performance Fee	None

## Past Performance

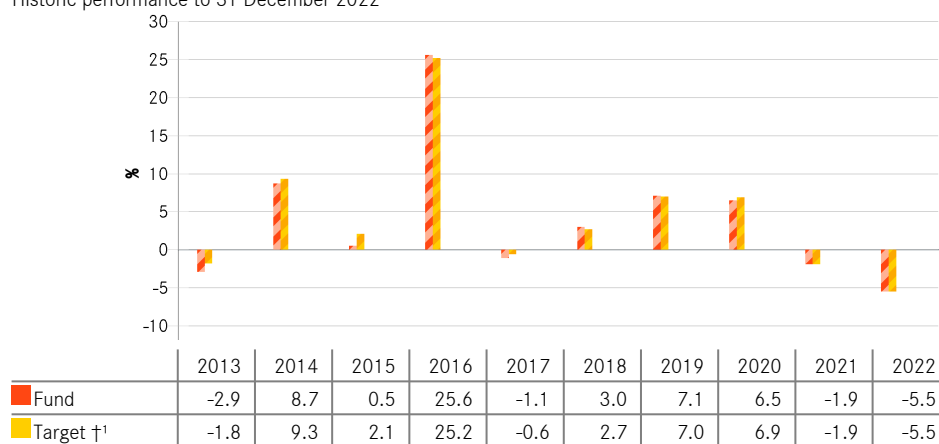
Past performance is not a guide to future performance.

The chart shows the Fund's annual performance in GBP for each full calendar year over the period displayed in the chart. It is expressed as a percentage change of the Fund's net asset value at each year-end. The Fund was launched in 2011. The unit class was launched in 2012.

Performance is shown after deduction of ongoing charges. Any entry/exit charges are excluded from the calculation.

† ICE ESG Global Corporate Ex GBP Index (GBP)

Historic performance to 31 December 2022



During this period performance was achieved under circumstances that no longer apply.

\*Prior to 05 July 2022, the Fund used a different benchmark which is reflected in the benchmark data.

## Practical Information

- ▶ The trustee and depositary of the Fund is The Bank of New York Mellon (International) Limited, which also acts as custodian.
- ▶ Further information about the Fund can be obtained from the latest annual report and half-yearly reports of the BlackRock Collective Investment Funds (BCIF). These documents are available free of charge in English. These can be found, along with other information, such as unit prices, on the BlackRock website at [www.blackrock.com](http://www.blackrock.com), on the iShares website at [www.ishares.com](http://www.ishares.com) or by calling Investor Services on 0800 44 55 22.
- ▶ Investors should note that the tax legislation that applies to the Fund may have an impact on the personal tax position of your investment in the Fund.
- ▶ The Fund is a sub-fund of BCIF, an umbrella structure comprising different sub-funds. This document is specific to the Fund and unit class stated at the beginning of this document. However, the prospectus, annual and half-yearly reports are prepared for the umbrella.
- ▶ BlackRock Fund Managers Limited may be held liable solely on the basis of any statement contained in this document that is misleading, inaccurate or inconsistent with the relevant parts of the Fund's prospectus.
- ▶ The assets of the Fund are held on trust for its unitholders under English trust law which means that its assets cannot be used to discharge the liabilities of other sub-funds within BCIF. In addition, the Fund's assets are held separately from the assets of other sub-funds.
- ▶ Investors may switch their units in the Fund for units in another sub-fund within BCIF, subject to meeting certain conditions as set out in the prospectus.
- ▶ The Remuneration Policy of the Management Company, which describes how remuneration and benefits are determined and awarded, and the associated governance arrangements, is available at [www.blackrock.com/Remunerationpolicy](http://www.blackrock.com/Remunerationpolicy) or on request from the registered office of the Management Company.

**KEY INVESTOR INFORMATION**

This document provides you with key investor information about this Fund. It is not marketing material. The information is required by law to help you understand the nature and risks of investing in this Fund. You are advised to read it so you can make an informed decision about whether to invest.

**iShares Overseas Government Bond Index Fund (UK)**

A sub-fund of BlackRock Collective Investment Funds

**Class D Accumulating GBP**

**ISIN: GB00B849C803**

**Manager: BlackRock Fund Managers Limited**

**Objectives and Investment Policy**

- ▶ The Fund aims to provide a return on your investment (generated through an increase in the value of the assets held by the Fund and/or income received from those assets) by tracking closely the performance of the JP Morgan Global Government Bond Index ex-UK, the Fund's benchmark index.
- ▶ The Fund is passively managed and the investment manager has limited discretion to select the Fund's investments and in doing so may take into consideration the benchmark index. The Fund invests in fixed income securities (such as bonds) that make up the benchmark index and, at the time of purchase, comply with the credit rating requirements of the benchmark index.
- ▶ The Fund's benchmark index measures the performance of fixed income securities issued by governments of countries (excluding the United Kingdom). The fixed income securities will pay income according to a fixed rate of interest and will have a credit rating which reflects that of the relevant government. They will have a minimum remaining time to maturity (i.e. the time until they become due for repayment) of 1 year.
- ▶ The Fund uses techniques to achieve a similar return to its benchmark index. These techniques may include the strategic selection of certain securities that make up the benchmark index or other fixed income securities which provide similar performance to certain constituent securities. They may also include the use of derivatives (i.e. investments the prices of which are based on one or more underlying assets).
- ▶ The Fund may also engage in short-term secured lending of its investments to certain eligible third parties. This is used as a means of generating additional income and to off-set the costs of the Fund.
- ▶ Recommendation: This Fund may not be appropriate for short-term investment.
- ▶ Your units will be accumulating units (i.e. dividend income will be included in their value).
- ▶ Your units will be denominated in Sterling, the Fund's base currency.
- ▶ You can buy and sell your units daily. The minimum initial investment for this unit class is £100,000.

For more information on the Fund, share/unit classes, risks and charges, please see the Fund's prospectus, available on the product pages at [www.blackrock.com](http://www.blackrock.com)

**Risk and Reward Profile**



- ▶ This indicator is based on historical data and may not be a reliable indication of the future risk profile of the Fund.
- ▶ The risk category shown is not guaranteed and may change over time.
- ▶ The lowest category does not mean risk free.
- ▶ The Fund is rated four due to the nature of its investments which include the risks listed below. These factors may impact the value of the Fund's investments or expose the Fund to losses.

- Credit risk, changes to interest rates and/or issuer defaults will have a significant impact on the performance of fixed income securities. Potential or actual credit rating downgrades may increase the level of risk.
- ▶ Particular risks not adequately captured by the risk indicator include:
  - Counterparty Risk: The insolvency of any institutions providing services such as safekeeping of assets or acting as counterparty to derivatives or other instruments, may expose the Fund to financial loss.
  - Credit Risk: The issuer of a financial asset held within the Fund may not pay income or repay capital to the Fund when due.
  - Liquidity Risk: Lower liquidity means there are insufficient buyers or sellers to allow the Fund to sell or buy investments readily.

## Charges

The charges are used to pay the costs of running the Fund, including the costs of marketing and distributing it. These charges reduce the potential growth of your investment.

The entry and exit charges shown are maximum figures. In some cases you might pay less. Please refer to your financial advisor or the distributor for the actual entry and exit charges.

\*Subject to a charge of up to 2% paid into the Fund where the Manager suspects excessive trading by an investor.

The ongoing charges figure is based on expenses for the twelve month period ending 31 December 2022. This figure may vary from year to year. It excludes portfolio trade-related costs, except costs paid to the custodian and any entry/exit charge paid to an underlying collective investment scheme (if any).

\*\* To the extent the Fund undertakes securities lending to reduce costs, the Fund will receive 62.5% of the associated revenue generated and the remaining 37.5% will be received by BlackRock as the securities lending agent. As securities lending revenue sharing does not increase the costs of running the Fund, this has been excluded from the ongoing charges.

One-off charges taken before or after you invest	
Entry Charge	None
Exit Charge	None*

This is the maximum that might be taken out of your money before it is invested or before proceeds of your investments are paid out.

Charges taken from the Fund over each year	
Ongoing Charges	0.11%**
Charges taken from the Fund under certain conditions	
Performance Fee	None

## Past Performance

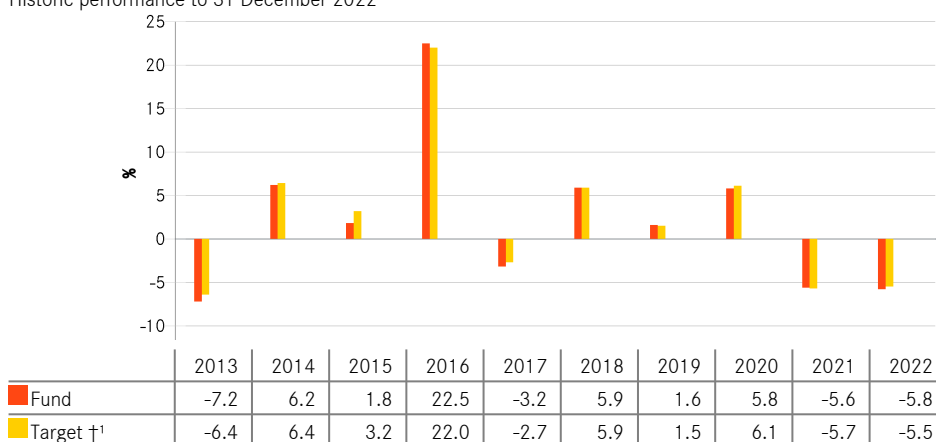
Past performance is not a guide to future performance.

The chart shows the Fund's annual performance in GBP for each full calendar year over the period displayed in the chart. It is expressed as a percentage change of the Fund's net asset value at each year-end. The Fund was launched in 2011. The unit class was launched in 2012.

Performance is shown after deduction of ongoing charges. Any entry/exit charges are excluded from the calculation.

†JP Morgan Global Government Bond Index ex UK (GBP)

Historic performance to 31 December 2022



## Practical Information

- ▶ The trustee and depositary of the Fund is The Bank of New York Mellon (International) Limited, which also acts as custodian.
- ▶ Further information about the Fund can be obtained from the latest annual report and half-yearly reports of the BlackRock Collective Investment Funds (BCIF). These documents are available free of charge in English. These can be found, along with other information, such as unit prices, on the BlackRock website at [www.blackrock.com](http://www.blackrock.com), on the iShares website at [www.ishares.com](http://www.ishares.com) or by calling Investor Services on 0800 44 55 22.
- ▶ Investors should note that the tax legislation that applies to the Fund may have an impact on the personal tax position of your investment in the Fund.
- ▶ The Fund is a sub-fund of BCIF, an umbrella structure comprising different sub-funds. This document is specific to the Fund and unit class stated at the beginning of this document. However, the prospectus, annual and half-yearly reports are prepared for the umbrella.
- ▶ BlackRock Fund Managers Limited may be held liable solely on the basis of any statement contained in this document that is misleading, inaccurate or inconsistent with the relevant parts of the Fund's prospectus.
- ▶ The assets of the Fund are held on trust for its unitholders under English trust law which means that its assets cannot be used to discharge the liabilities of other sub-funds within BCIF. In addition, the Fund's assets are held separately from the assets of other sub-funds.
- ▶ Investors may switch their units in the Fund for units in another sub-fund within BCIF, subject to meeting certain conditions as set out in the prospectus.
- ▶ The Remuneration Policy of the Management Company, which describes how remuneration and benefits are determined and awarded, and the associated governance arrangements, is available at [www.blackrock.com/Remunerationpolicy](http://www.blackrock.com/Remunerationpolicy) or on request from the registered office of the Management Company.

# Key Investor Information

This document provides you with key investor information about this fund. It is not marketing material. The information is required by law to help you understand the nature and the risks of investing in this fund. You are advised to read it so you can make an informed decision about whether to invest.

## Legal & General Global Health and Pharmaceuticals Index Trust Unit Class I GBP Accumulation - ISIN: GB00B0CNH387

The authorised fund manager of the Fund is Legal & General (Unit Trust Managers) Limited (the "Manager").

### OBJECTIVES AND INVESTMENT POLICY

- The objective of the Fund is to track performance of the FTSE World Index - Health Care, the "Benchmark Index" on a net total return basis before fees and expenses are applied. Fund performance may differ from the Benchmark Index due to the deduction of fees and expenses and the impact of any tracking error factors.
  - The Benchmark Index is comprised of shares in companies engaged in health, pharmaceuticals and biotechnology.
  - The Fund seeks to replicate the Benchmark Index and its investments will closely match those that make up the Benchmark Index.
  - The Fund will have at least 90% exposure (directly or through depository receipts (a certificate issued by a bank representing shares in a foreign company such as American depository receipts and global depository receipts)) to assets that are included in the Benchmark Index.
  - The Fund may also invest in shares which are reasonably expected to become part of the Benchmark Index in the near future or are an alternative to a constituent of the Benchmark Index, money market instruments (such as treasury bills), depository receipts, cash, deposits and collective investment schemes, including those managed or operated by the Manager or an associate of the Manager.
  - The Fund may use derivatives (contracts which have a value linked to the price of another asset) to:
    - reduce risk or cost; or
    - generate additional capital or income with no, or an acceptably low, level of risk.
- Other information:**
- The Fund is passively managed as it tracks the Benchmark Index.
  - Your units will be accumulation units. Income from the Fund's investments (dividends) will be reinvested back into the value of your units.
  - You can buy or sell units in this Fund on any business day. You need to contact us with your instruction before 3pm. This is the time we calculate unit prices for this Fund. If you contact us after 3pm, the units will be bought or sold at the next business day's price.
  - The Fund's base currency is denominated in GBP.
  - This Fund may be suitable for investors looking to invest in health, pharmaceuticals and biotechnology company shares as represented by the Benchmark Index.
  - Although investors can take their money out at any time, this Fund may not be appropriate for those who plan to withdraw their money within five years.
  - This Fund is not designed for investors who cannot afford more than a minimal loss of their investment.
  - If you do not understand this document we recommend you seek additional information to help you decide if this Fund is right for you.

### RISK AND REWARD PROFILE



- The Risk and Reward Indicator table demonstrates where the Fund ranks in terms of its potential risk and reward. The higher the rank the greater the potential reward but the greater the risk of losing money. It is not guaranteed to remain the same and may change over time. It is based on historical data and may not be a reliable indication of the future risk profile of the Fund. The shaded area in the table above shows the Fund's ranking on the Risk and Reward Indicator.
- The Fund is in category 6 because it invests in company shares which are sensitive to variations in the stock market. The value of company shares can change substantially over short periods of time. Company shares are generally considered to be higher risk investments than bonds or cash.
- Even a fund in the lowest category is not a risk free investment.
- The value of your investment may fall as well as rise and is not guaranteed. You might get back less than you invest.

Further information on the risks of investing in this fund is contained in the

Prospectus available at [www.legalandgeneral.com/reports](http://www.legalandgeneral.com/reports).

The risk and reward indicator may not take account of the following risks of investing in the Fund:

- The return from this Fund is dependent on relatively few individual investments. This means that a fall in the value of an individual investment can have a major impact on the overall performance of the Fund.
- Most of the Fund holds investments from a particular market sector, that of health, pharmaceuticals and biotechnology. Funds like this can be more volatile than funds that invest across many market sectors. This is because the value of the Fund can go up and down more often and by larger amounts than funds that are spread more widely, especially in the short-term.
- The Fund may have underlying investments that are valued in currencies that are different from GBP. Exchange rate fluctuations will impact the value of your investment. Currency hedging techniques may be applied to reduce this impact but may not entirely eliminate it.
- Derivatives are highly sensitive to changes in the value of the asset on which they are based and can increase the size of losses and gains.
- The Fund could lose money if any institutions providing services such as acting as counterparty to derivatives or other instruments, becomes unwilling or unable to meet its obligations to the Fund.

## CHARGES

The charges you pay are used to pay the costs of running the Fund, including the costs of marketing and distributing it. These charges reduce the potential return from your investment.

### One-off charges taken before or after you invest

Entry charge	0.00%
Exit charge	0.00%

This is the maximum that might be taken out of your money before it is invested.

The price for buying and selling units is subject to a Dilution Adjustment See opposite.

### Charges taken from the fund over each year

Ongoing charge	0.31%
----------------	-------

### Charges taken from the fund under certain specific conditions

Performance fee	None
-----------------	------

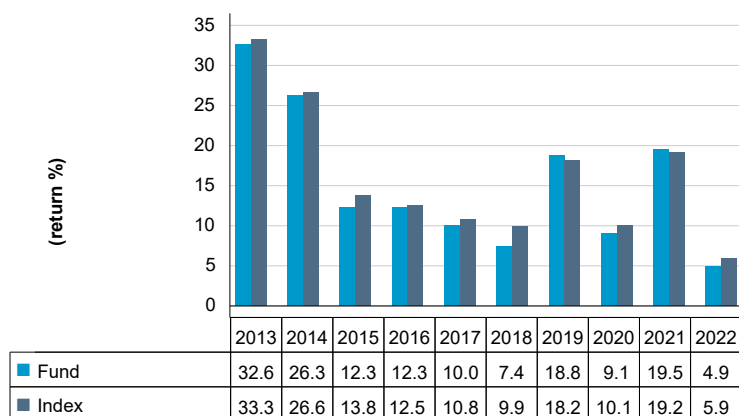
- There are no entry or exit charges.
- The ongoing charges figure is based on the latest available expenses at January 2023. This figure may vary from year to year.
- This Fund's ongoing charges include any charges made by any other funds it may invest in. They exclude portfolio transaction costs.
- The ongoing charges are taken from the Income of the Fund.

#### Other costs:

- **Dilution adjustment:** On any day, the prices for buying or selling units in this Fund are the same. The Fund manager calculates a single price for this Fund based on the mid-point between the buying and selling prices of the Fund's assets. In certain circumstances, the Fund manager can adjust this price to account for whether there is more money going into or coming out of the Fund. This is called a 'dilution adjustment'.
- This can vary but as an example for this Fund we estimate 0.10% for purchases and 0.08% for sales at 02 February 2023. The amount of the dilution adjustment may differ in future.

For more information about charges and costs, please see the charges and expenses section in the Fund's Prospectus, or visit our website at [www.legalandgeneral.com/chargesandfees](http://www.legalandgeneral.com/chargesandfees).

## PAST PERFORMANCE



- Past performance is not a guide to future performance.
- The figures for the Fund take into account the ongoing charges and assume income (after any tax) is reinvested.
- The performance has been calculated in GBP.
- The Fund may not replicate the performance of the Benchmark Index perfectly due to tracking errors such as expenses, tax and transaction costs incurred by the Fund, which are not included in the Index.
- The annual return is for a 12 month period ending 31 December.
- The Fund launched in 2000.
- This unit class launched in 2005.

## PRACTICAL INFORMATION

- The trustee and depositary is Northern Trust Investor Services Limited.
- You can obtain further information about the Fund including copies of its prospectus and the latest annual and semi-annual reports at [www.legalandgeneral.com/reports](http://www.legalandgeneral.com/reports). Paper copies of these documents are also available free of charge in English from Legal & General Investments, PO Box 6080, Wolverhampton WV1 9RB.
- Investors can get other practical information, including the latest prices, dilution adjustment and details of any other unit classes that are available, by calling us on **0370 050 0955** Monday to Friday between 9:00a.m. to 5:00p.m. Call charges will vary.
- This Fund is subject to the tax legislation of the United Kingdom, which may have an impact on each investor's personal tax position.
- Legal & General (Unit Trust Managers) Limited may be held liable solely on the basis of any statement contained in this document that is misleading, inaccurate or inconsistent with the relevant parts of the Prospectus for the Fund.
- Details of our Remuneration Policy including our Remuneration Committee and how remuneration and benefits are calculated can be accessed from [www.lgim.com/remuneration](http://www.lgim.com/remuneration). A paper copy is also available free of charge upon request.



# Key Investor Information

This document provides you with key investor information about this fund. It is not marketing material. The information is required by law to help you understand the nature and the risks of investing in this fund. You are advised to read it so you can make an informed decision about whether to invest.

## Legal & General Global Infrastructure Index Fund Unit Class I GBP Accumulation - ISIN: GB00BF0TZG22

The authorised fund manager of the Fund is Legal & General (Unit Trust Managers) Limited (the "Manager").

### OBJECTIVES AND INVESTMENT POLICY

- The objective of the Fund is to track the performance of the FTSE Global Core Infrastructure Index, the "**Benchmark Index**" on a net total return basis before fees and expenses are applied. Fund performance may differ from the Benchmark Index due to the deduction of fees and expenses and the impact of any tracking error factors.
  - The Benchmark Index is comprised of shares in companies with infrastructure core activities in accordance with the index provider's methodology.
  - The Fund seeks to replicate the Benchmark Index and its investments will closely match those that make up the Benchmark Index.
  - The Fund will have at least 90% exposure (directly or through depository receipts (a certificate issued by a bank representing shares in a foreign company such as American depository receipts and global depository receipts)) to assets that are included in the Benchmark Index.
  - The Fund may also invest in money market instruments (such as treasury bills), depository receipts, cash, deposits, shares in companies which are reasonably expected to become part of the Benchmark Index in the near future or are an alternative to a constituent of the Benchmark Index and collective investment schemes, including those managed or operated by the Manager or an associate of the Manager.
  - The Fund may use derivatives (contracts which have a value linked to the price of another asset) to:
    - reduce risk or cost; or
    - generate additional capital or income with no, or an acceptably low, level of risk.
- Other information:**
- The Fund is passively managed as it tracks the Benchmark Index.
  - Your units will be accumulation units. Income from the Fund's investments (dividends) will be reinvested back into the value of your units.
  - You can buy or sell units in this Fund on any business day. You need to contact us with your instruction before 3pm. This is the time we calculate unit prices for this Fund. If you contact us after 3pm, the units will be bought or sold at the next business day's price.
  - The Fund's base currency is denominated in GBP.
  - This Fund may be suitable for investors looking to invest in shares in companies with infrastructure as its core activity as represented by the Benchmark Index.
  - Although investors can take their money out at any time, this Fund may not be appropriate for those who plan to withdraw their money within five years.
  - This Fund is not designed for investors who cannot afford more than a minimal loss of their investment.
  - If you do not understand this document we recommend you seek additional information to help you decide if this Fund is right for you.

### RISK AND REWARD PROFILE



- The Risk and Reward Indicator table demonstrates where the Fund ranks in terms of its potential risk and reward. The higher the rank the greater the potential reward but the greater the risk of losing money. It is not guaranteed to remain the same and may change over time. It is based on historical data and may not be a reliable indication of the future risk profile of the Fund. The shaded area in the table above shows the Fund's ranking on the Risk and Reward Indicator.
  - The Fund is in category 6 because it invests in company shares which are sensitive to variations in the stock market. The value of company shares can change substantially over short periods of time. Company shares are generally considered to be higher risk investments than bonds or cash.
  - Even a fund in the lowest category is not a risk free investment.
  - The value of your investment may fall as well as rise and is not guaranteed. You might get back less than you invest.
- Further information on the risks of investing in this fund is contained in the Prospectus available at [www.legalandgeneral.com/reports](http://www.legalandgeneral.com/reports). The risk and reward indicator may not take account of the following risks of investing in the Fund:
- The Fund may invest in countries where investment markets are considered

to be less developed. This means that investments are generally riskier than those in developed markets because they: (i) may not be as well regulated; (ii) may be more difficult to buy and sell; (iii) may have less reliable arrangements for the safekeeping of investments; or (iv) may be more exposed to political and taxation uncertainties. The value of the Fund can go up or down more often and by larger amounts than funds that invest in developed countries, especially in the short-term.

- Most of the Fund holds investments from a particular market sector, that of companies within the infrastructure industry. Funds like this can be more volatile than funds that invest across many market sectors. This is because the value of the Fund can go up and down more often and by larger amounts than funds that are spread more widely, especially in the short-term.
- The Fund may have underlying investments that are valued in currencies that are different from GBP. Exchange rate fluctuations will impact the value of your investment. Currency hedging techniques may be applied to reduce this impact but may not entirely eliminate it.
- Derivatives are highly sensitive to changes in the value of the asset on which they are based and can increase the size of losses and gains.
- The Fund could lose money if any institutions providing services such as acting as counterparty to derivatives or other instruments, becomes unwilling or unable to meet its obligations to the Fund.
- We may take some or all of the ongoing charges from the Fund's capital rather than the Fund's income. This increases the amount of income, but it reduces the growth potential and may lead to a fall in the value of the Fund.

## CHARGES

The charges you pay are used to pay the costs of running the Fund, including the costs of marketing and distributing it. These charges reduce the potential return from your investment.

One-off charges taken before or after you invest	
Entry charge	0.00%
Exit charge	0.00%
This is the maximum that might be taken out of your money before it is invested.	
The price for buying and selling units is subject to a Dilution Adjustment See opposite.	
Charges taken from the fund over each year	
Ongoing charge	0.30%
Charges taken from the fund under certain specific conditions	
Performance fee	None

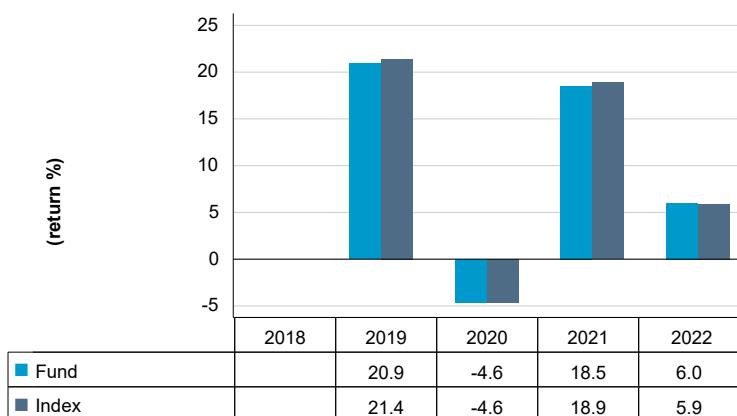
- There are no entry or exit charges.
- The ongoing charges figure is based on the latest available expenses at January 2023. This figure may vary from year to year.
- This Fund's ongoing charges include any charges made by any other funds it may invest in. They exclude portfolio transaction costs.
- The ongoing charges are taken from the Income of the Fund.

### Other costs:

- **Dilution adjustment:** On any day, the prices for buying or selling units in this Fund are the same. The Fund manager calculates a single price for this Fund based on the mid-point between the buying and selling prices of the Fund's assets. In certain circumstances, the Fund manager can adjust this price to account for whether there is more money going into or coming out of the Fund. This is called a 'dilution adjustment'.
- This can vary but as an example for this Fund we estimate 0.09% for purchases and 0.07% for sales at 02 February 2023. The amount of the dilution adjustment may differ in future.

For more information about charges and costs, please see the charges and expenses section in the Fund's Prospectus, or visit our website at [www.legalandgeneral.com/chargesandfees](http://www.legalandgeneral.com/chargesandfees).

## PAST PERFORMANCE



- Past performance is not a guide to future performance.
- The figures for the Fund take into account the ongoing charges and assume income (after any tax) is reinvested.
- The performance has been calculated in GBP.
- The Fund may not replicate the performance of the Benchmark Index perfectly due to tracking errors such as expenses, tax and transaction costs incurred by the Fund, which are not included in the Index.
- The annual return is for a 12 month period ending 31 December.
- The Fund launched in 2018.
- This unit class launched in 2018.

## PRACTICAL INFORMATION

- The trustee and depositary is Northern Trust Investor Services Limited.
- You can obtain further information about the Fund including copies of its prospectus and the latest annual and semi-annual reports at [www.legalandgeneral.com/reports](http://www.legalandgeneral.com/reports). Paper copies of these documents are also available free of charge in English from Legal & General Investments, PO Box 6080, Wolverhampton WV1 9RB.
- Investors can get other practical information, including the latest prices, dilution adjustment and details of any other unit classes that are available, by calling us on **0370 050 0955** Monday to Friday between 9:00a.m. to 5:00p.m. Call charges will vary.
- This Fund is subject to the tax legislation of the United Kingdom, which may have an impact on each investor's personal tax position.
- Legal & General (Unit Trust Managers) Limited may be held liable solely on the basis of any statement contained in this document that is misleading, inaccurate or inconsistent with the relevant parts of the Prospectus for the Fund.
- Details of our Remuneration Policy including our Remuneration Committee and how remuneration and benefits are calculated can be accessed from [www.lgim.com/remuneration](http://www.lgim.com/remuneration). A paper copy is also available free of charge upon request.

# Key Investor Information

This document provides you with key investor information about this fund. It is not marketing material. The information is required by law to help you understand the nature and the risks of investing in this fund. You are advised to read it so you can make an informed decision about whether to invest.

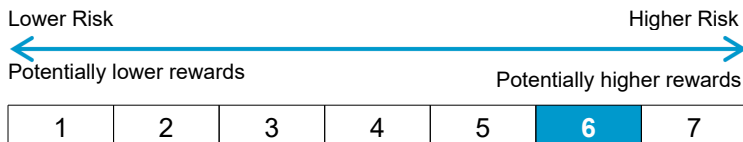
## Legal & General International Index Trust Unit Class I GBP Accumulation - ISIN: GB00B2Q6HW61

The authorised fund manager of the Fund is Legal & General (Unit Trust Managers) Limited (the "Manager").

### OBJECTIVES AND INVESTMENT POLICY

- The objective of the Fund is to track the performance of the FTSE World (ex UK) Index, the "**Benchmark Index**" on a net total return basis before fees and expenses are applied. Fund performance may differ from the Benchmark Index due to the deduction of fees and expenses and the impact of any tracking error factors.
  - The Benchmark Index is comprised of shares in middle and large capitalisation companies that are in the developed and advanced emerging markets globally (excluding the United Kingdom) in accordance with the index provider's methodology. The shares in companies represent all economic sectors.
  - The Fund seeks to replicate the Benchmark Index and its investments will closely match those that make up the Benchmark Index.
  - The Fund will have at least 90% exposure (directly or through depository receipts (a certificate issued by a bank representing shares in a foreign company such as American depository receipts and global depository receipts)) to assets that are included in the Benchmark Index.
  - The Fund may also invest in money market instruments (such as treasury bills), depository receipts, cash, deposits, shares in companies which are reasonably expected to become part of the Benchmark Index in the near future or are an alternative to a constituent of the Benchmark Index and collective investment schemes, including those managed or operated by the Manager or an associate of the Manager.
  - The Fund may use derivatives (contracts which have a value linked to the price of another asset) to:
    - reduce risk or cost; or
    - generate additional capital or income with no, or an acceptably low, level of risk.
- Other information:**
- The Fund is passively managed as it tracks the Benchmark Index.
  - Your units will be accumulation units. Income from the Fund's investments (dividends) will be reinvested back into the value of your units.
  - You can buy or sell units in this Fund on any business day. You need to contact us with your instruction before 3pm. This is the time we calculate unit prices for this Fund. If you contact us after 3pm, the units will be bought or sold at the next business day's price.
  - The Fund's base currency is denominated in GBP.
  - This Fund may be suitable for investors looking to track the shares in middle and large capitalisation companies across all economic sectors that are in the developed and advanced emerging markets globally (excluding the United Kingdom) as represented by the Benchmark Index.
  - Although investors can take their money out at any time, this Fund may not be appropriate for those who plan to withdraw their money within five years.
  - This Fund is not designed for investors who cannot afford more than a minimal loss of their investment.
  - If you do not understand this document we recommend you seek additional information to help you decide if this Fund is right for you.

### RISK AND REWARD PROFILE



- The Risk and Reward Indicator table demonstrates where the Fund ranks in terms of its potential risk and reward. The higher the rank the greater the potential reward but the greater the risk of losing money. It is not guaranteed to remain the same and may change over time. It is based on historical data and may not be a reliable indication of the future risk profile of the Fund. The shaded area in the table above shows the Fund's ranking on the Risk and Reward Indicator.
- The Fund is in category 6 because it invests in company shares which are sensitive to variations in the stock market. The value of company shares can change substantially over short periods of time. Company shares are generally considered to be higher risk investments than bonds or cash.

- Even a fund in the lowest category is not a risk free investment.
  - The value of your investment may fall as well as rise and is not guaranteed. You might get back less than you invest.
- Further information on the risks of investing in this fund is contained in the Prospectus available at [www.legalandgeneral.com/reports](http://www.legalandgeneral.com/reports).
- The risk and reward indicator may not take account of the following risks of investing in the Fund:
- The Fund may have underlying investments that are valued in currencies that are different from GBP. Exchange rate fluctuations will impact the value of your investment. Currency hedging techniques may be applied to reduce this impact but may not entirely eliminate it.
  - Derivatives are highly sensitive to changes in the value of the asset on which they are based and can increase the size of losses and gains.
  - The Fund could lose money if any institutions providing services such as acting as counterparty to derivatives or other instruments, becomes unwilling or unable to meet its obligations to the Fund.

## CHARGES

The charges you pay are used to pay the costs of running the Fund, including the costs of marketing and distributing it. These charges reduce the potential return from your investment.

### One-off charges taken before or after you invest

Entry charge	0.00%
Exit charge	0.00%

This is the maximum that might be taken out of your money before it is invested.

The price for buying and selling units is subject to a Dilution Adjustment See opposite.

### Charges taken from the fund over each year

Ongoing charge	0.13%
----------------	-------

### Charges taken from the fund under certain specific conditions

Performance fee	None
-----------------	------

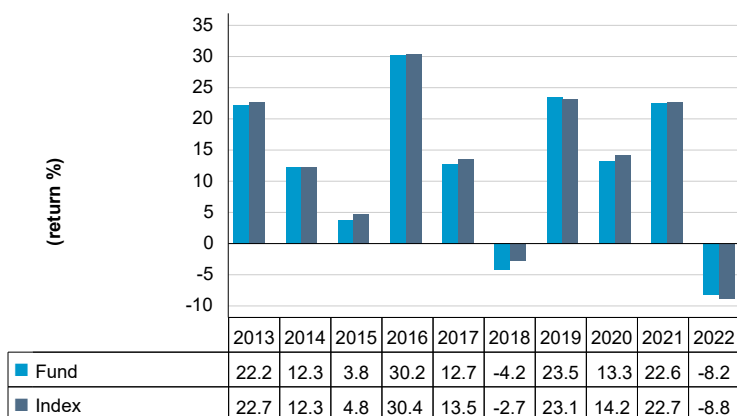
- There are no entry or exit charges.
- The ongoing charges figure is based on the latest available expenses at January 2023. This figure may vary from year to year.
- This Fund's ongoing charges include any charges made by any other funds it may invest in. They exclude portfolio transaction costs.
- The ongoing charges are taken from the Income of the Fund.

#### Other costs:

- **Dilution adjustment:** On any day, the prices for buying or selling units in this Fund are the same. The Fund manager calculates a single price for this Fund based on the mid-point between the buying and selling prices of the Fund's assets. In certain circumstances, the Fund manager can adjust this price to account for whether there is more money going into or coming out of the Fund. This is called a 'dilution adjustment'.
- This can vary but as an example for this Fund we estimate 0.08% for purchases and 0.08% for sales at 02 February 2023. The amount of the dilution adjustment may differ in future.

For more information about charges and costs, please see the charges and expenses section in the Fund's Prospectus, or visit our website at [www.legalandgeneral.com/chargesandfees](http://www.legalandgeneral.com/chargesandfees).

## PAST PERFORMANCE



- Past performance is not a guide to future performance.
- The figures for the Fund take into account the ongoing charges and assume income (after any tax) is reinvested.
- The performance has been calculated in GBP.
- The Fund may not replicate the performance of the Benchmark Index perfectly due to tracking errors such as expenses, tax and transaction costs incurred by the Fund, which are not included in the Index.
- The annual return is for a 12 month period ending 31 December.
- The Fund launched in 2008.
- This unit class launched in 2008.

## PRACTICAL INFORMATION

- The trustee and depositary is Northern Trust Investor Services Limited.
- You can obtain further information about the Fund including copies of its prospectus and the latest annual and semi-annual reports at [www.legalandgeneral.com/reports](http://www.legalandgeneral.com/reports). Paper copies of these documents are also available free of charge in English from Legal & General Investments, PO Box 6080, Wolverhampton WV1 9RB.
- Investors can get other practical information, including the latest prices, dilution adjustment and details of any other unit classes that are available, by calling us on **0370 050 0955** Monday to Friday between 9:00a.m. to 5:00p.m. Call charges will vary.
- This Fund is subject to the tax legislation of the United Kingdom, which may have an impact on each investor's personal tax position.
- Legal & General (Unit Trust Managers) Limited may be held liable solely on the basis of any statement contained in this document that is misleading, inaccurate or inconsistent with the relevant parts of the Prospectus for the Fund.
- Details of our Remuneration Policy including our Remuneration Committee and how remuneration and benefits are calculated can be accessed from [www.lgim.com/remuneration](http://www.lgim.com/remuneration). A paper copy is also available free of charge upon request.

This document provides you with key investor information about this fund. It is not marketing material. The information is required by law to help you understand the nature and the risks of investing in this fund. You are advised to read it so you can make an informed decision about whether to invest.

## Royal London Index Linked Fund (Accumulation - Class M Shares)

A sub-fund of Royal London Bond Funds ICVC ISIN: GB00B8DDWW71  
Managed by Royal London Unit Trust Managers Limited

### Objectives and investment policy

**Objective** The Fund's investment objective is to achieve a total return (combination of capital growth and income) over the medium term (3-5 years) by investing at least 80% in index-linked bonds issued by the UK government, known as gilts.

The Fund's performance target is to outperform, after the deduction of charges, the FTSE Actuaries UK Index Linked Gilts (All Stocks) Total Return GBP Index (the "Index") over a rolling 5-year period. For further information on the Fund's index, please refer to the Prospectus. The Fund is actively managed.

**Policy** At least 80% of the Fund will be invested in index-linked gilts. The remainder of the Fund's assets may be invested in index-linked bonds issued by companies or by governments of other countries, as well as government bonds, supranational bonds or agency bonds that pay interest at a fixed rate rather than on an index-linked basis. The Fund may also invest in asset-backed securities and floating-rate notes. A limited amount of the Fund's assets may be invested in other transferable securities, money market instruments and exchange-traded funds.

The Fund may also hold a small amount of its portfolio in derivatives (investments that derive their value from another closely related underlying investment) for the purposes of efficient portfolio management.

Cash is unlikely to exceed 5% of assets.

**Recommendation** Investors seeking some protection against inflation. The Fund may not be appropriate for investors who plan to withdraw their money within 5 years.

### Concepts to understand

**Bonds** are defined as fixed-income investments issued as debt by companies and public bodies to raise finance. Investors in bonds receive a previously agreed, non-variable interest payment until the investment matures. Corporate bonds are those issued by companies to raise finance.

**Index Linked** Index-linked bonds have returns that are closely tied to an index of consumer prices/inflation.

**Total Return** A total return is a combination of capital growth and income. Capital growth is defined as the rise in an investment's value over time and income as the payment an investment generates, such as dividends or bond coupons.

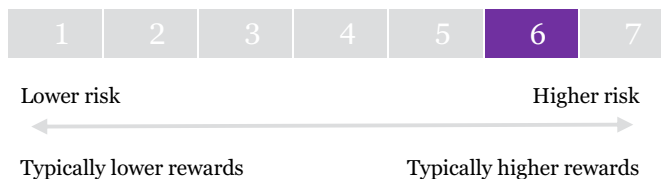
**Rolling 5 Year Period** A rolling 5-year period is any period of five years, no matter which day you start on.

**Efficient Portfolio Management** A list of approved investment techniques, including the use of derivatives, used to protect against excessive risk, reduce cost or generate extra income or growth.

*You can buy and sell your shares on each working day, except public holidays, at 12:00 noon if you tell us before 12:00 noon that you want to do so. Instructions received after 12:00 noon will be processed at 12:00 noon on the following working day.*

Other share classes may be available as described in the Prospectus. If this is an income share class, any income will be paid out to you. If this is an accumulation share class, any income will be reinvested in the Fund.

### Risk and reward profile



The fund is shown in risk category 6 because its share price has shown a high level of volatility historically. The indicator has been calculated using historical data and may not be a reliable indication of the future risk profile of the Fund. As an investment, bonds are typically more volatile than money market instruments but less volatile than shares. Bonds issued by corporations are typically more volatile than bonds issued by governments. The risk and reward indicator is not a measure of the expected rise or fall in capital but shows how sharply the Fund's share price has gone up and down historically.

A fund whose share price has experienced sharp or large increases or decreases will sit in a higher risk category, whereas a fund whose share price has experienced small or gradual increases or decreases will sit in a lower risk category.

The indicator is calculated using a standard methodology derived from EU rules.

The risk/reward indicator is an estimate and not a guarantee. Going forward, the Fund's actual volatility could be higher or lower, and its rated risk/reward profile could change. The lowest risk category does not mean the investment is risk free.

The risk indicator does not adequately capture the following risks, which are materially relevant to the Fund:

**Investment Risk** The value of investments and any income from them may go down as well as up and is not guaranteed. Investors may not get back the amount invested.

**Concentration risk** The price of Funds that invest in a reduced number of holdings, sectors, or geographical areas may be more heavily affected by events that influence the stockmarket and therefore more volatile.

**Credit Risk** Should the issuer of a fixed income security become unable to make income or capital payments, or their rating is downgraded, the value of that investment will fall. Fixed income securities that have a lower credit rating can pay a higher level of income and have an increased risk of default.

**EPM Techniques** The Fund may engage in EPM techniques including holdings of derivative instruments. Whilst intended to reduce risk, the use of these instruments may expose the Fund to increased price volatility.

**Interest Rate Risk** Fixed interest securities are particularly affected by trends in interest rates and inflation. If interest rates go up, the value of capital may fall, and vice versa. Inflation will also decrease the real value of capital.

**Liquidity Risk** In difficult market conditions the value of certain fund investments may be difficult to value and harder to sell, or sell at a fair price, resulting in unpredictable falls in the value of your holding.

**Counterparty Risk** The insolvency of any institutions providing services such as safekeeping of assets or acting as counterparty to derivatives or other instruments, may expose the Fund to financial loss.

**Government and Public Securities Risk** The Fund can invest more than 35% of net assets in different Transferable Securities and Money Market Instruments issued or guaranteed by any EEA State, its local authorities, a third country or public international bodies of which one or more EEA States are members.



## Charges

The charges you pay are used to pay the costs of running the Fund, including the costs of marketing and distributing the Fund. These charges reduce the potential growth of the investment.

### One-off charges taken before or after you invest:

**Entry charge** None

**Exit charge** None

### Charges taken from the fund over a year:

**Ongoing charge** 0.30%

### Charges taken from the fund under specific conditions:

**Performance fee** None

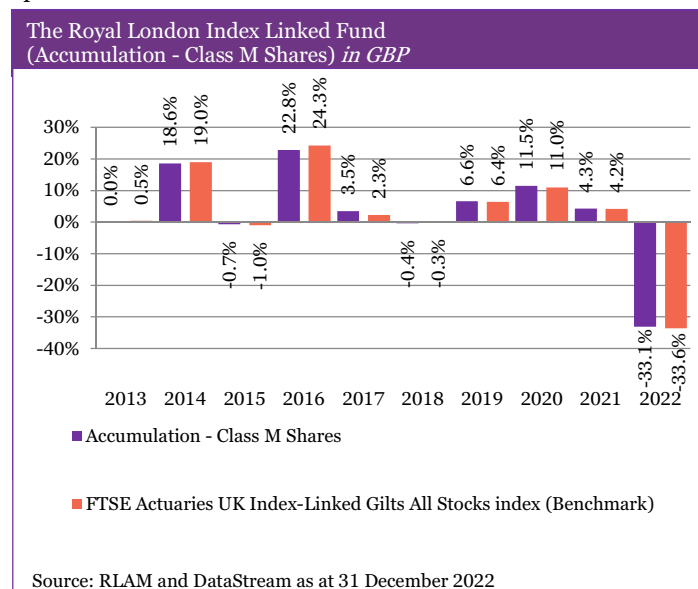
The entry and exit charge is the maximum that might be taken out of your money before it is invested or before the proceeds of your investment are paid out.

Ongoing charge is based on the Fund Management Fee (FMF), which is the periodic fee paid to the ACD to cover the expenses of the Fund. This figure does not include portfolio transaction costs. Ongoing charges are the same for all investors in the share class.

## Past performance

The graph shows fund performance over the past 10 years where available. The figure for a given year shows how much the Fund increased or decreased in value during that year. These results reflect ongoing charges taken from the Fund, but do not reflect any entry charges you might have to pay.

The Fund was launched on 15 February 1990 as a unit trust and converted to an open-ended investment company (OEIC) on 30 April 2010. The share class was launched on 26 November 2012.



Past performance is not a guide to future performance and may not be repeated.

The chart shows performance in British Pounds after the ongoing charges and the portfolio transaction costs have been paid. Entry and exit charges are excluded from calculations of past performance.

## Practical information

**Depository:** HSBC Bank plc

**Additional Information:** This Key Investor Information Document (KIID) may not contain all the information you need. For additional information on this fund (including the Supplementary Information Document), on other share classes of this fund and on other funds, or to obtain a free copy of the Fund's Prospectus or the annual and semi-annual shareholder reports, call the information line or write to the registered office, details of which are below. Alternatively, visit [www.rlam.co.uk](http://www.rlam.co.uk). The Prospectus and shareholder reports are in English.

This document describes one share class of the Fund. The Prospectus and annual and semi-annual shareholder reports are prepared for the entire fund across all share classes.

For fund performance and most recent share price, visit [www.rlam.co.uk](http://www.rlam.co.uk).

Should you wish to switch share classes or funds, please see the "Switching" section of the Prospectus for details.

**Tax:** Investors should note that the tax legislation that applies to the Fund may have an impact on the personal tax position of their investment in the Fund. Contact your adviser to discuss tax treatment, suitability of this investment, and other questions.

**Notices:** Royal London Unit Trust Managers Limited may be held liable solely on the basis of any statement contained in this document that is misleading, inaccurate or inconsistent with the relevant parts of the Prospectus.

The Prospectus and long reports (shareholder reports) are prepared for the entire company. The assets and liabilities of each sub-fund are segregated by law. Therefore, the assets of the Fund belong exclusively to it and are not available to meet the liabilities of any other fund of Royal London Bond Funds ICVC.

The Fund is authorised in the United Kingdom and regulated by the Financial Conduct Authority, Royal London Unit Trust Managers Limited is authorised and regulated by the Financial Conduct Authority.

Details of the Company's remuneration policy are available at [www.rlam.co.uk](http://www.rlam.co.uk) including: (a) a description of how remuneration and benefits are calculated; and (b) the identities of persons responsible for awarding remuneration and benefits. A paper copy of these details may be obtained, free of charge, on request from the Company, at the address below.

**Address:** Royal London Asset Management  
55 Gracechurch Street, London EC3V 0RL

**Telephone:** 03456 04 04 04

**Website:** [www.rlam.co.uk](http://www.rlam.co.uk)

A member of the Investment Association

**Publication Date:** This Key Investor Information is accurate as at 15 February 2023

This document provides you with key investor information about this fund. It is not marketing material. The information is required by law to help you understand the nature and the risks of investing in this fund. You are advised to read it so you can make an informed decision about whether to invest.

## Royal London Short Duration Gilts Fund (Income - Class Z Shares)

A sub-fund of Royal London Bond Funds ICVC ISIN: GB00BD050D80  
Managed by Royal London Unit Trust Managers Limited

### Objectives and investment policy

**Objective** The Fund's investment objective is to achieve a total return (combination of capital and income) over the medium term (3–5 years) by investing at least 80% in short-duration (1-5 years) UK government bonds, which are also known as gilts.

The Fund's performance target is to outperform, after the deduction of charges, the FTSE Actuaries UK Conventional Gilts up to 5 Years Total Return GBP Index (the "Index") over rolling 5-year periods. For further information on the Fund's index, please refer to the Prospectus. The Fund is actively managed.

**Policy** At least 80% of the Fund will be invested in UK government bonds, of which at least 70% will be short duration (less than five years). The remainder of the Fund's assets may be invested in a range of other securities, including UK Government bonds with a longer duration, non-UK government bonds, supranational bonds and agency bonds. Index-linked bonds and corporate bonds, both UK and non-UK, may also be held.

Up to 10% of the Fund's assets may be invested in other funds, known as collective investment schemes. A limited amount may also be invested in money-market instruments, floating-rate notes and other transferable securities.

The Fund may also hold a small amount of its portfolio in derivatives (investments that derive their value from another closely related underlying investment) for the purposes of efficient portfolio management.

Cash is unlikely to exceed 5% of assets.

**Recommendation** The Fund may not be appropriate for investors who plan to withdraw their money within 5 years.

#### Concepts to understand

**Bonds** are defined as fixed-income investments issued as debt by companies and public bodies to raise finance. Investors in bonds receive a previously agreed, non-variable interest payment until the investment matures. Corporate bonds are those issued by companies to raise finance.

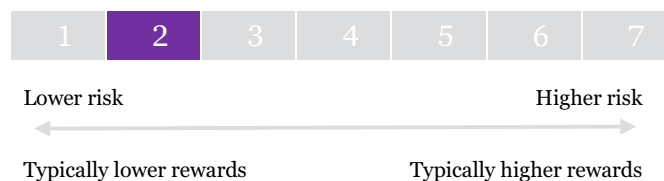
**Total Return** A total return is a combination of capital growth and income. Capital growth is defined as the rise in an investment's value over time and income as the payment an investment generates, such as dividends or bond coupons.

**Rolling 5 Year Period** A rolling 5-year period is any period of five years, no matter which day you start on.

**Efficient Portfolio Management** A list of approved investment techniques, including the use of derivatives, used to protect against excessive risk, reduce cost or generate extra income or growth.

*You can buy and sell your shares on each working day, except public holidays, at 12:00 noon if you tell us before 12:00 noon that you want to do so. Instructions received after 12:00 noon will be processed at 12:00 noon on the following working day.* Other share classes may be available as described in the Prospectus. If this is an income share class, any income will be paid out to you. If this is an accumulation share class, any income will be reinvested in the Fund.

### Risk and reward profile



The fund is shown in risk category 2 because its share price has shown a low level of volatility historically. The indicator has been calculated using historical data and may not be a reliable indication of the future risk profile of the Fund. As an investment, bonds are typically more volatile than money market instruments but less volatile than shares. Bonds issued by corporations are typically more volatile than bonds issued by governments. The risk and reward indicator is not a measure of the expected rise or fall in capital but shows how sharply the Fund's share price has gone up and down historically.

A fund whose share price has experienced sharp or large increases or decreases will sit in a higher risk category, whereas a fund whose share price has experienced small or gradual increases or decreases will sit in a lower risk category.

The indicator is calculated using a standard methodology derived from EU rules.

The risk/reward indicator is an estimate and not a guarantee. Going forward, the Fund's actual volatility could be higher or lower, and its rated risk/reward profile could change. The lowest risk category does not mean the investment is risk free.

The risk indicator does not adequately capture the following risks, which are materially relevant to the Fund:

**Investment Risk** The value of investments and any income from them may go down as well as up and is not guaranteed. Investors may not get back the amount invested.

**Concentration risk** The price of Funds that invest in a reduced number of holdings, sectors, or geographical areas may be more heavily affected by events that influence the stockmarket and therefore more volatile.

**Credit Risk** Should the issuer of a fixed income security become unable to make income or capital payments, or their rating is downgraded, the value of that investment will fall. Fixed income securities that have a lower credit rating can pay a higher level of income and have an increased risk of default.

**EPM Techniques** The Fund may engage in EPM techniques including holdings of derivative instruments. Whilst intended to reduce risk, the use of these instruments may expose the Fund to increased price volatility.

**Interest Rate Risk** Fixed interest securities are particularly affected by trends in interest rates and inflation. If interest rates go up, the value of capital may fall, and vice versa. Inflation will also decrease the real value of capital.

**Liquidity Risk** In difficult market conditions the value of certain fund investments may be difficult to value and harder to sell, or sell at a fair price, resulting in unpredictable falls in the value of your holding.

**Counterparty Risk** The insolvency of any institutions providing services such as safekeeping of assets or acting as counterparty to derivatives or other instruments, may expose the Fund to financial loss.

**Government and Public Securities Risk** The Fund can invest more than 35% of net assets in different Transferable Securities and Money Market Instruments issued or guaranteed by any EEA State, its local authorities, a third country or public international bodies of which one or more EEA States are members.

**Charges from Capital Risk** Charges are taken from the capital of the Fund. Whilst this increases the yield, it also has the effect of reducing the potential for capital growth.

## Charges

The charges you pay are used to pay the costs of running the Fund, including the costs of marketing and distributing the Fund. These charges reduce the potential growth of the investment.

### One-off charges taken before or after you invest:

**Entry charge** None

**Exit charge** None

### Charges taken from the fund over a year:

**Ongoing charge** 0.22%

### Charges taken from the fund under specific conditions:

**Performance fee** None

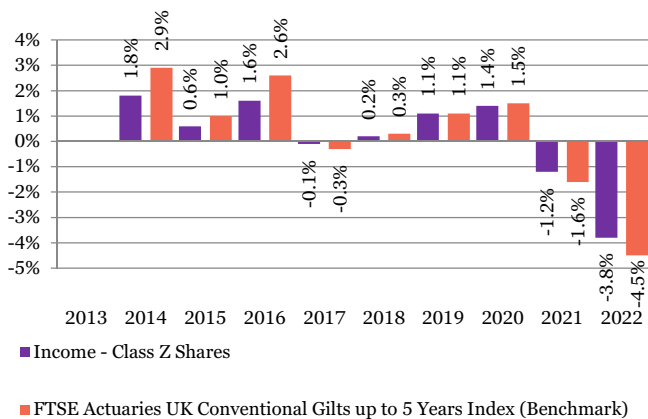
The entry and exit charge is the maximum that might be taken out of your money before it is invested or before the proceeds of your investment are paid out.

Ongoing charge is based on the Fund Management Fee (FMF), which is the periodic fee paid to the ACD to cover the expenses of the Fund. This figure does not include portfolio transaction costs. Ongoing charges are the same for all investors in the share class.

## Past performance

The graph shows fund performance over the past 10 years where available. The figure for a given year shows how much the Fund increased or decreased in value during that year. These results reflect ongoing charges taken from the Fund, but do not reflect any entry charges you might have to pay. The Fund was launched on 7 November 2013 and the share class on 8 November 2013.

The Royal London Short Duration Gilts Fund  
(Income - Class Z Shares) in GBP



Source: RLAM and DataStream as at 31 December 2022

Past performance is not a guide to future performance and may not be repeated.

The chart shows performance in British Pounds after the ongoing charges and the portfolio transaction costs have been paid. Entry and exit charges are excluded from calculations of past performance.

## Practical information

**Depository:** HSBC Bank plc

**Additional Information:** This Key Investor Information Document (KIID) may not contain all the information you need. For additional information on this fund (including the Supplementary Information Document), on other share classes of this fund and on other funds, or to obtain a free copy of the Fund's Prospectus or the annual and semi-annual shareholder reports, call the information line or write to the registered office, details of which are below. Alternatively, visit [www.rlam.co.uk](http://www.rlam.co.uk). The Prospectus and shareholder reports are in English.

This document describes one share class of the Fund. The Prospectus and annual and semi-annual shareholder reports are prepared for the entire fund across all share classes.

For fund performance and most recent share price, visit [www.rlam.co.uk](http://www.rlam.co.uk).

Should you wish to switch share classes or funds, please see the "Switching" section of the Prospectus for details.

**Tax:** Investors should note that the tax legislation that applies to the Fund may have an impact on the personal tax position of their investment in the Fund. Contact your adviser to discuss tax treatment, suitability of this investment, and other questions.

**Notices:** Royal London Unit Trust Managers Limited may be held liable solely on the basis of any statement contained in this document that is misleading, inaccurate or inconsistent with the relevant parts of the Prospectus.

The Prospectus and long reports (shareholder reports) are prepared for the entire company. The assets and liabilities of each sub-fund are segregated by law. Therefore, the assets of the Fund belong exclusively to it and are not available to meet the liabilities of any other fund of Royal London Bond Funds ICVC.

The Fund is authorised in the United Kingdom and regulated by the Financial Conduct Authority, Royal London Unit Trust Managers Limited is authorised and regulated by the Financial Conduct Authority.

Details of the Company's remuneration policy are available at [www.rlam.co.uk](http://www.rlam.co.uk) including: (a) a description of how remuneration and benefits are calculated; and (b) the identities of persons responsible for awarding remuneration and benefits. A paper copy of these details may be obtained, free of charge, on request from the Company, at the address below.

**Address:** Royal London Asset Management  
55 Gracechurch Street, London EC3V 0RL

**Telephone:** 03456 04 04 04

**Website:** [www.rlam.co.uk](http://www.rlam.co.uk)

A member of the Investment Association

**Publication Date:** This Key Investor Information is accurate as at 15 February 2023

This document provides you with key investor information about this fund. It is not marketing material. The information is required by law to help you understand the nature and the risks of investing in this fund. You are advised to read it so you can make an informed decision about whether to invest.

## Royal London Short Duration Global Index Linked Fund (Income - Class M Shares)

A sub-fund of Royal London Bond Funds ICVC ISIN: GB00BD050F05  
Managed by Royal London Unit Trust Managers Limited

### Objectives and investment policy

**Objective** The Fund's investment objective is to achieve a total return (combination of capital growth and income) over the medium term (3–5 years) by investing at least 80% in short-duration (1-10 years) index-linked bonds.

The Fund's performance target is to outperform, after the deduction of charges, a composite benchmark of the 30% Bloomberg UK Government Inflation Linked Bond 1-10 year Total Return GBP Index, 70% Bloomberg World Government Inflation Linked Bond (ex UK) 1-10 year Total Return GBP Index (the "Index") over rolling 5-year periods. For further information on the Fund's index, please refer to the Prospectus. The Fund is actively managed.

**Policy** At least 80% of the Fund will be invested in index-linked bonds with a duration of up to 10 years. These may include UK and global index linked government and corporate bonds that may be investment grade or non-investment grade. At least 70% of these investments will be made in the UK, North America and Europe, and will be sterling-denominated or hedged back to sterling.

The remainder of the Fund's assets may be invested in a range of other securities, including index-linked government bonds with a duration greater than five years, fixed-rate government bonds, supranational bonds and agency bonds. The Fund may also invest in asset-backed securities and floating-rate notes.

Up to 10% of the Fund's assets may be invested in other funds, known as collective investment schemes. A limited amount of the Fund's assets may be invested in other transferable securities and money market instruments.

The Fund may also hold a small amount of its portfolio in derivatives (investments that derive their value from another closely related underlying investment) for the purposes of efficient portfolio management.

Cash is unlikely to exceed 5% of assets.

**Recommendation** The Fund may not be appropriate for investors who plan to withdraw their money within 5 years.

**Other information** The Fund may invest more than 35% of its value in securities issued or guaranteed by one or more of the Governments of the countries listed in the Fund's Prospectus.

### Concepts to understand

**Bonds** are defined as fixed-income investments issued as debt by companies and public bodies to raise finance. Investors in bonds receive a previously agreed, non-variable interest payment until the investment matures. Corporate bonds are those issued by companies to raise finance.

**Total Return** A total return is a combination of capital growth and income. Capital growth is defined as the rise in an investment's value over time and income as the payment an investment generates, such as dividends or bond coupons.


**Rolling 5 Year Period** A rolling 5-year period is any period of five years, no matter which day you start on.

**Efficient Portfolio Management** A list of approved investment techniques, including the use of derivatives, used to protect against excessive risk, reduce cost or generate extra income or growth.

*You can buy and sell your shares on each working day, except public holidays, at 12:00 noon if you tell us before 12:00 noon that you want to do so. Instructions received after 12:00 noon will be processed at 12:00 noon on the following working day.*

Other share classes may be available as described in the Prospectus. If this is an income share class, any income will be paid out to you. If this is an accumulation share class, any income will be reinvested in the Fund.

### Risk and reward profile



The fund is shown in risk category 3 because its simulated price has shown a medium to low level of volatility historically. The indicator has been calculated using historical data and may not be a reliable indication of the future risk profile of the Fund. As an investment, money market instruments are typically less volatile than bonds and shares.

The risk and reward indicator is not a measure of the expected rise or fall in capital but shows how sharply the Fund's share price has gone up and down historically.

A fund whose share price has experienced sharp or large increases or decreases will sit in a higher risk category, whereas a fund whose share price has experienced small or gradual increases or decreases will sit in a lower risk category.

The indicator is calculated using a standard methodology derived from EU rules.

The risk/reward indicator is an estimate and not a guarantee. Going forward, the Fund's actual volatility could be higher or lower, and its rated risk/reward profile could change. The lowest risk category does not mean the investment is risk free.

The risk indicator does not adequately capture the following risks, which are materially relevant to the Fund:

**Investment Risk** The value of investments and any income from them may go down as well as up and is not guaranteed. Investors may not get back the amount invested.

**Credit Risk** Should the issuer of a fixed income security become unable to make income or capital payments, or their rating is downgraded, the value of that investment will fall. Fixed income securities that have a lower credit rating can pay a higher level of income and have an increased risk of default.

**EPM Techniques** The Fund may engage in EPM techniques including holdings of derivative instruments. Whilst intended to reduce risk, the use of these instruments may expose the Fund to increased price volatility.

**Exchange Rate Risk** Investing in assets denominated in a currency other than the base currency of the Fund means the value of the investment can be affected by changes in exchange rates.

**Interest Rate Risk** Fixed interest securities are particularly affected by trends in interest rates and inflation. If interest rates go up, the value of capital may fall, and vice versa. Inflation will also decrease the real value of capital.

**Liquidity Risk** In difficult market conditions the value of certain fund investments may be difficult to value and harder to sell, or sell at a fair price, resulting in unpredictable falls in the value of your holding.

**Counterparty Risk** The insolvency of any institutions providing services such as safekeeping of assets or acting as counterparty to derivatives or other instruments, may expose the Fund to financial loss.

**Government and Public Securities Risk** The Fund can invest more than 35% of net assets in different Transferable Securities and Money Market Instruments issued or guaranteed by any EEA State, its local authorities, a third country or public international bodies of which one or more EEA States are members.

**Charges from Capital Risk** Charges are taken from the capital of the Fund. Whilst this increases the yield, it also has the effect of reducing the potential for capital growth.



## Charges

The charges you pay are used to pay the costs of running the Fund, including the costs of marketing and distributing the Fund. These charges reduce the potential growth of the investment.

### One-off charges taken before or after you invest:

**Entry charge** None

**Exit charge** None

### Charges taken from the fund over a year:

**Ongoing charge** 0.27%

### Charges taken from the fund under specific conditions:

**Performance fee** None

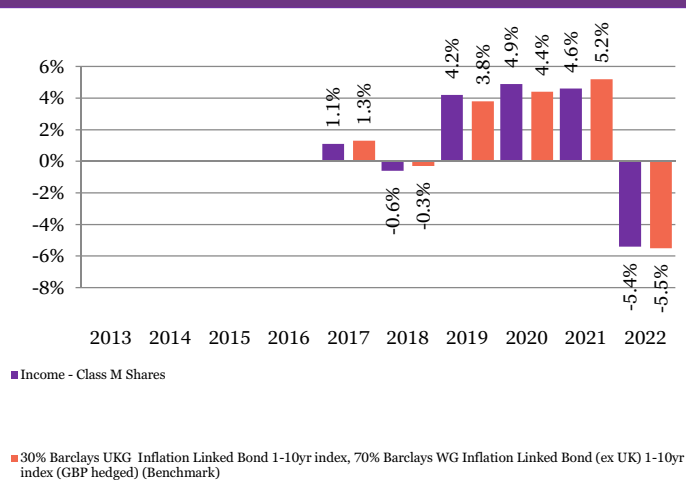
The entry and exit charge is the maximum that might be taken out of your money before it is invested or before the proceeds of your investment are paid out.

Ongoing charge is based on the Fund Management Fee (FMF), which is the periodic fee paid to the ACD to cover the expenses of the Fund. This figure does not include portfolio transaction costs. Ongoing charges are the same for all investors in the share class.

## Past performance

The graph shows fund performance over the past 10 years where available. The figure for a given year shows how much the Fund increased or decreased in value during that year. These results reflect ongoing charges taken from the Fund, but do not reflect any entry charges you might have to pay. The Fund was launched on 23 February 2016 and the share class on 23 February 2016.

The Royal London Short Duration Global Index Linked Fund (Income - Class M Shares) in GBP



Source: RLAM and DataStream as at 31 December 2022

Past performance is not a guide to future performance and may not be repeated.

The chart shows performance in British Pounds after the ongoing charges and the portfolio transaction costs have been paid. Entry and exit charges are excluded from calculations of past performance.

## Practical information

**Depository:** HSBC Bank plc

**Additional Information:** This Key Investor Information Document (KIID) may not contain all the information you need. For additional information on this fund (including the Supplementary Information Document), on other share classes of this fund and on other funds, or to obtain a free copy of the Fund's Prospectus or the annual and semi-annual shareholder reports, call the information line or write to the registered office, details of which are below. Alternatively, visit [www.rlam.co.uk](http://www.rlam.co.uk). The Prospectus and shareholder reports are in English.

This document describes one share class of the Fund. The Prospectus and annual and semi-annual shareholder reports are prepared for the entire fund across all share classes.

For fund performance and most recent share price, visit [www.rlam.co.uk](http://www.rlam.co.uk).

Should you wish to switch share classes or funds, please see the "Switching" section of the Prospectus for details.

**Tax:** Investors should note that the tax legislation that applies to the Fund may have an impact on the personal tax position of their investment in the Fund. Contact your adviser to discuss tax treatment, suitability of this investment, and other questions.

**Notices:** Royal London Unit Trust Managers Limited may be held liable solely on the basis of any statement contained in this document that is misleading, inaccurate or inconsistent with the relevant parts of the Prospectus.

The Prospectus and long reports (shareholder reports) are prepared for the entire company. The assets and liabilities of each sub-fund are segregated by law. Therefore, the assets of the Fund belong exclusively to it and are not available to meet the liabilities of any other fund of Royal London Bond Funds ICVC.

The Fund is authorised in the United Kingdom and regulated by the Financial Conduct Authority, Royal London Unit Trust Managers Limited is authorised and regulated by the Financial Conduct Authority.

Details of the Company's remuneration policy are available at [www.rlam.co.uk](http://www.rlam.co.uk) including: (a) a description of how remuneration and benefits are calculated; and (b) the identities of persons responsible for awarding remuneration and benefits. A paper copy of these details may be obtained, free of charge, on request from the Company, at the address below.

**Address:** Royal London Asset Management  
55 Gracechurch Street, London EC3V 0RL

**Telephone:** 03456 04 04 04

**Website:** [www.rlam.co.uk](http://www.rlam.co.uk)

A member of the Investment Association

**Publication Date:** This Key Investor Information is accurate as at 15 February 2023



# Key Investor Information



This document provides you with key investor information about this fund. It is not marketing material. The information is required by law to help you understand the nature and the risks of investing in this fund. You are advised to read it so you can make an informed decision about whether to invest.

## Vanguard FTSE U.K. All Share Index Unit Trust (the "Fund")

GBP Acc  
ISIN: GB00B3X7QG63  
Manager: Vanguard Investments UK, Limited ("VIUK")

### Objectives and investment policy

- The Fund seeks to track the performance of the FTSE All-Share Index (the "Index").
- The Index is a free-float market-capitalisation weighted index representing the performance of all eligible companies listed on the London Stock Exchange's main market, which pass screening for size and liquidity. Free-float means that only shares readily available in the market are included when calculating a company's weight in a given index and excludes locked-in shares (such as those held by governments). Market-capitalisation is the value of a company's outstanding shares in the market and shows the size of a company.
- The Fund is a passive fund which means it takes the form of tracking a specific index in order to replicate its performance.
- The Fund attempts to:
  1. Track the performance of the Index as closely as possible by investing in a representative sample of the component shares of the Index.
  2. Remain fully invested and hold small amounts of cash except in extraordinary market, political or similar conditions where the Fund may temporarily depart from this investment policy to avoid losses.
- The Fund may use derivatives (i.e. a financial contract whose value is based on the value of a financial asset (such as a share, bond, or currency) or a market index) in order to reduce risk or cost and/or generate extra income or growth (known as "efficient portfolio management").
- The currency of the unit class is GBP.
- The Fund may not be appropriate for short-term investment.
- Income from the Fund will be reinvested and reflected in the price of units in the Fund.
- Portfolio transaction costs will have an impact on performance.
- Units in the Fund can be bought or sold on a daily basis (save on certain bank holidays or public holidays and subject to certain restrictions described in Appendix 1 of the Prospectus) by submitting an application in writing or by telephone. A list of the days on which units in the Fund cannot be bought or sold is available on <https://global.vanguard.com/portal/site/loadPDF?country=global&docId=11627>

**For further information about the objectives and investment policy of the Fund and Vanguard's relationship with the Index provider, please see Appendix 1 and the "Disclaimer" section of the Vanguard FTSE U.K. All Share Index Unit Trust prospectus (the "Prospectus") on our website at <https://global.vanguard.com/>**

### Risk and reward profile



1	2	3	4	5	6	7
---	---	---	---	---	---	---

- This indicator is based on historical data and may not be a reliable indication of the future risk profile of the Fund.
- The risk category shown is not guaranteed and may change over time.
- The lowest category does not mean "risk free".
- The Fund is rated 6 due to the nature of its investments which include the risks listed below. These factors may impact the value of the Fund's investments or expose the Fund to losses.
  - The value of equities and equity-related securities can be affected by daily stock market movements. Other influential factors include political, economic news, company earnings and significant corporate events.
  - Investment risk is concentrated in specific sectors, countries, currencies or companies. This means the Fund is more sensitive to any localised economic, market, political or regulatory events.

#### The risk and reward indicator does not take account of the following risks of investing in the Fund:

- Counterparty risk. The insolvency of any institutions providing services such as safekeeping of assets or acting as counterparty to derivatives or other instruments, may expose the Fund to financial loss.
- Liquidity risk. Lower liquidity means there are insufficient buyers or sellers to allow the Fund to sell or buy investments readily which could cause the Fund to incur higher costs when buying or selling investments or could mean that the Fund is not able to buy or sell investments when it would like to do so.
- Index tracking risk. The Fund is not expected to track the performance of the Index at all times with perfect accuracy. The Fund is, however, expected to provide investment results that, before expenses, generally correspond to the price and yield performance of the Index.
- Index sampling risk. As the Fund uses an index sampling technique whereby a representative sample of securities are selected to represent the Index, there is the risk that the securities selected for the Fund may not, in the aggregate, approximate the full Index.
- Use of derivatives. The use of derivatives could increase or reduce exposure to underlying assets and result in greater fluctuations of the Fund's net asset value.

**For further information on risks please see the "Risk Factors and Performance" section of the Prospectus on our website at <https://global.vanguard.com>**

## Charges

The charges you pay are used to pay the costs of running the Fund, including the costs of marketing and distributing it. These charges reduce the potential growth of your investment.

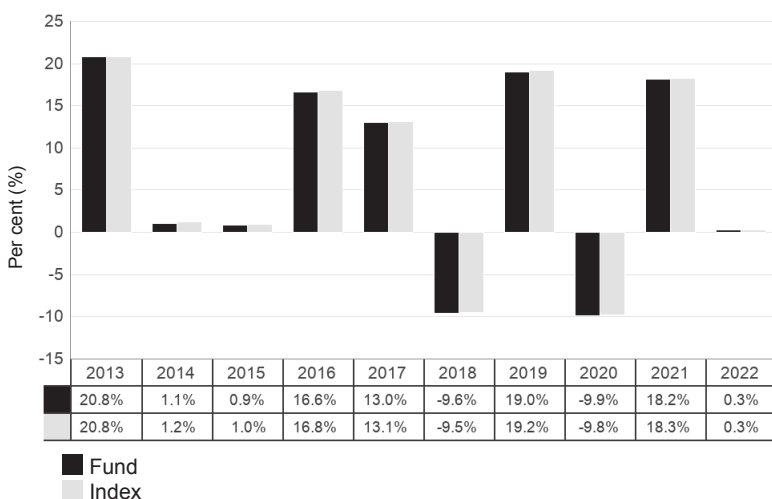
One-off charges taken before or after you invest	
Entry charge	None
Exit charge	None
This is the maximum that might be taken out of your money before it is invested / before the proceeds of your investment are paid out.	
Charges taken from the Fund over a year	
Ongoing charges	0.06%
Charges taken from the Fund under certain specific conditions	
Performance fee	None

The entry and exit charges shown are maximum figures and in some cases you might pay less. Investors can find out the actual entry and exit charges from their distributor and or adviser.

The ongoing charges figure is based on expenses for the year ended 31 December 2022. This figure may vary from year to year. It excludes portfolio transaction costs.

**For further information about charges please see the sections entitled "Buying Units", "Redeeming Units", "Charges and Expenses", "Dilution Adjustment" and Appendix 1 of the Prospectus on our website at <https://global.vanguard.com>**

## Past performance



### • Past performance:

1. **Is not a reliable indication of future performance.**
  2. Includes ongoing charges and the reinvestment of income. It excludes entry and exit fees.
  3. Has been calculated in GBP.
- Units in the Fund were first issued in 2009. This unit class was launched in 2009.

## Practical information

- **Trustee:** State Street Trustees Limited.
- **Documents, prices of units and further information:** You can obtain copies of the Prospectus and the latest annual and semi-annual report and accounts for the Fund along with the latest published prices of units and other practical information, from our website at <https://global.vanguard.com>. The documents are available in English and are free of charge.
- **Prices:** The last published prices of units in the Fund are also available from the FT's website [www.ft.com](http://www.ft.com) or <https://global.vanguard.com>
- **Tax:** The Fund is subject to the tax laws of the United Kingdom. Depending on your country of residence, this may have an impact on your personal tax position. You are recommended to consult your professional tax adviser.
- **Liability:** VIUK may be held liable solely on the basis of any statement contained in this document that is misleading, inaccurate or inconsistent with the relevant parts of the Prospectus for the Fund.
- **Units:** The Fund has both accumulation and income units. You may switch some or all of your shares of one type, to shares of another type within the Fund or other funds managed by VIUK. Details of switching are provided in the Prospectus.
- Information about other classes of unit offered by the Fund can be found in the prospectus or from our website at <https://global.vanguard.com>.
- **Remuneration policy:** Details of the Vanguard European Remuneration Policy are available at <https://www.ie.vanguard/content/dam/intl/europe/documents/ch/en/ucits-v-remuneration-policy.pdf> including: (a) a description of how remuneration and benefits are calculated; and (b) the identities of persons responsible for awarding remuneration and benefits. A paper copy of these details may be obtained, free of charge, on request from the Head of Human Resources, Europe, Vanguard Asset Services, Limited, 4th Floor The Walbrook Building, 25 Walbrook, London EC4N 8AF.

## Key Investor Information

This document provides you with key investor information about this fund. It is not marketing material. The information is required by law to help you understand the nature and the risks of investing in this fund. You are advised to read it so you can make an informed decision about whether to invest.

### Vanguard FTSE U.K. Equity Income Index Fund (the "Fund")

A sub-fund of Vanguard® Investments Funds ICVC

GBP Acc

ISIN: GB00B59G4H82

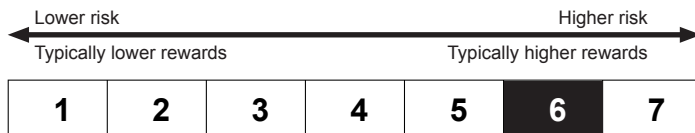
Authorised Corporate Director: Vanguard Investments UK, Limited ("VIUK")

## Objectives and investment policy

- The Fund seeks to track the performance of the FTSE U.K. Equity Income Index (the "Index").
- The Index consists of common shares of companies listed on the London Stock Exchange's main market, that are expected to pay dividends that generally are higher than average.
- The Fund is a passive fund which means it takes the form of tracking a specific index in order to replicate its performance.
- The Fund attempts to:
  1. Track the performance of the Index by investing in all constituent shares of the Index in the same proportion as the Index.
  2. Remain fully invested and hold small amounts of cash except in extraordinary market, political or similar conditions where the Fund may temporarily depart from this investment policy to avoid losses.
- The Fund may use derivatives (i.e. a financial contract whose value is based on the value of a financial asset (such as a share, bond, or currency) or a market index) in order to reduce risk or cost and/or generate extra income or growth (known as "efficient portfolio management").
- The currency of the share class is GBP.
- The Fund may not be appropriate for short-term investment.
- Income from the Fund will be reinvested and reflected in the price of shares in the Fund.
- Portfolio transaction costs will have an impact on performance.
- Shares in the Fund can be bought or sold on a daily basis (save on certain bank holidays or public holidays and subject to certain restrictions described in Appendix 1 of the Prospectus) by submitting an application in writing or by telephone. A list of the days on which shares in the Fund cannot be bought or sold is available on: <https://global.vanguard.com/portal/site/loadPDF?country=global&docId=11627>

**For further information about the objectives and investment policy of the Fund and Vanguard's relationship with the Index provider, please see Appendix 1 and the "Disclaimer" section of the Vanguard Investments Funds ICVC prospectus (the "Prospectus") on our website at <https://global.vanguard.com/>**

## Risk and reward profile



- This indicator is based on historical data and may not be a reliable indication of the future risk profile of the Fund.
- The risk category shown is not guaranteed and may change over time.
- The lowest category does not mean "risk free".
- The Fund is rated 6 due to the nature of its investments which include the risks listed below. These factors may impact the value of the Fund's investments or expose the Fund to losses.
  - The value of equities and equity-related securities can be affected by daily stock market movements. Other influential factors include political, economic news, company earnings and significant corporate events.
  - Investment risk is concentrated in specific sectors, countries, currencies or companies. This means the Fund is more sensitive to any localised economic, market, political or regulatory events.

### The risk and reward indicator does not take account of the following risks of investing in the Fund:

- Counterparty risk. The insolvency of any institutions providing services such as safekeeping of assets or acting as counterparty to derivatives or other instruments, may expose the Fund to financial loss.
- Liquidity risk. Lower liquidity means there are insufficient buyers or sellers to allow the Fund to sell or buy investments readily which could cause the Fund to incur higher costs when buying or selling investments or could mean that the Fund is not able to buy or sell investments when it would like to do so.
- Index tracking risk. The Fund is not expected to track the performance of the Index at all times with perfect accuracy. The Fund is, however, expected to provide investment results that, before expenses, generally correspond to the price and yield performance of the Index.
- Index sampling risk. As the Fund uses an index sampling technique whereby a representative sample of securities are selected to represent the Index, there is the risk that the securities selected for the Fund may not, in the aggregate, approximate the full Index.
- Use of derivatives. The use of derivatives could increase or reduce exposure to underlying assets and result in greater fluctuations of the Fund's net asset value.

**For further information on risks please see the "Risk Factors" section of the Prospectus on our website at <https://global.vanguard.com>**

## Charges

The charges you pay are used to pay the costs of running the Fund, including the costs of marketing and distributing it. These charges reduce the potential growth of your investment. Any charges to the investor will be taken from capital, not income. This may increase the level of income paid but will result in capital erosion and will constrain growth.

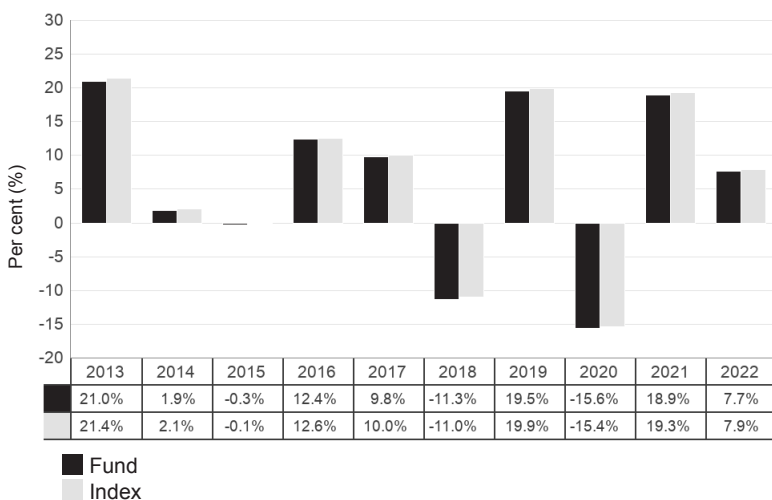
One-off charges taken before or after you invest	
Entry charge	None
Exit charge	None
This is the maximum that might be taken out of your money before it is invested / before the proceeds of your investment are paid out.	
Charges taken from the Fund over a year	
Ongoing charges	0.14%
Charges taken from the Fund under certain specific conditions	
Performance fee	None

The entry and exit charges shown are maximum figures and in some cases you might pay less. Investors can find out the actual entry and exit charges from their distributor and or adviser.

The ongoing charges figure is based on expenses for the year ended 31 December 2022. This figure may vary from year to year. It excludes portfolio transaction costs.

**For further information about charges please see the sections entitled "Buying Shares", "Redeeming Shares", "Charges and Expenses", "Dilution Adjustment" and Appendix 1 of the Prospectus on our website at <https://global.vanguard.com>**

## Past performance



### Past performance:

1. Is not a reliable indication of future performance.
  2. Includes ongoing charges and the reinvestment of income. It excludes entry and exit fees.
  3. Has been calculated in GBP.
- Shares in the Fund were first issued in 2009. This share class was launched in 2009.

## Practical information

- **Depository:** State Street Trustees Limited.
- **Documents, prices of shares and further information:** You can obtain copies of the Prospectus and the latest annual and semi-annual report and accounts for Vanguard Investments Funds ICVC ("VIF") along with the latest published prices of shares and other practical information, from our website at <https://global.vanguard.com>. The documents are available in English and are free of charge.
- **Prices:** The last published prices of shares in the Fund are also available from the FT's website [www.ft.com](http://www.ft.com) or <https://global.vanguard.com>
- **Tax:** VIF is subject to the tax laws of the United Kingdom. Depending on your country of residence, this may have an impact on your personal tax position. You are recommended to consult your professional tax adviser.
- **Liability:** VIUK may be held liable solely on the basis of any statement contained in this document that is misleading, inaccurate or inconsistent with the relevant parts of the Prospectus for VIF.
- **Sub-funds:** This document describes a sub-fund of VIF. The prospectus and periodic reports are prepared for the entire company.
- The Fund's assets belong exclusively to the Fund and shall not be used to discharge the liabilities of or claims against VIF, other sub-funds of VIF or any other person or body.
- **Shares:** The Fund is part of VIF and has both accumulation and income shares. You may switch some or all of your shares of one type, to shares of another type within the same Fund, or between other sub-funds of VIF or other funds managed by VIUK. Details of switching are provided in the Prospectus.
- Information about other share classes offered by VIF can be found in the prospectus or from our website at <https://global.vanguard.com>.
- **Remuneration policy:** Details of the Vanguard European Remuneration Policy are available at <https://www.ie.vanguard/content/dam/intl/europe/documents/ch/en/ucits-v-remuneration-policy.pdf> including: (a) a description of how remuneration and benefits are calculated; and (b) the identities of persons responsible for awarding remuneration and benefits. A paper copy of these details may be obtained, free of charge, on request from the Head of Human Resources, Europe, Vanguard Asset Services, Limited, 4th Floor The Walbrook Building, 25 Walbrook, London EC4N 8AF.