Key Investor Information Documents

Managed IV

tpo the private office

Artemis US Extended Alpha Fund (the "fund")

Class I accumulation shares, GBP [ISIN: GB00BMMV5G59]
A sub-fund of Artemis Investment Funds ICVC.
The fund is managed by Artemis Fund Managers Limited.

KEY INVESTOR INFORMATION

This document provides you with key investor information about this fund. It is not marketing material. The information is required by law to help you understand the nature and risks of investing in the fund. You are advised to read it so you can make an informed decision about whether to invest.

OBJECTIVES AND INVESTMENT POLICY

Objective

To grow capital over a five year period.
There is no guarantee that the fund will achieve a positive return over a five-year period or any other time period and your capital is at risk.

Investment policy

What the fund invests in

- At least 80% in shares of US companies, either directly or indirectly through derivatives.
- Up to 20% in shares, or derivatives of shares, of companies in other countries, bonds, cash, near cash, other transferable securities, other funds (up to 10%) managed by Artemis and third party funds, and money market instruments.

Use of derivatives

The fund may use derivatives:

- for investment purposes to achieve the fund objective, including taking long and short positions
- to produce additional income or growth
- for efficient portfolio management purposes to reduce risk and manage the fund efficiently
- to create leverage.

Industries the fund invests in

- Any

Other limitations specific to this fund

- Total derivatives (longs plus shorts) are likely to represent a significant proportion of the fund's gross exposure to companies, which will typically lie in a range of +100% to +200% of net asset value.
- Net exposure (longs minus shorts) to companies will typically lie in the range of +85% to +110% depending on market conditions.
- A significant proportion of the fund will be held in cash due to the level of derivative use.
- To allow the fund to manage counterparty risk, it may also invest its cash in government bonds, generally of less than one year maturity.

Investment strategy

- The fund is actively managed.
- The manager uses multiple sources of information, both to generate ideas and to assist in validating and testing candidate companies for investment. This is complemented by techniques such as data mining (examining large databases of information) and financial analysis.
- External research is also used in order to tap into knowledge already available and to look for different views.
- The manager carries out a significant amount of analysis of wider economic trends is carried out in order to understand cyclical and long-term trends and the outlook.
- The manager derives alpha by seeking to exploit market inefficiencies by buying shares in companies believed to be undervalued and by shorting shares believed to be overvalued.

Benchmarks

- S&P 500 TR GBP
  A widely-used indicator of the performance of 500 large publicly-traded US companies, some of which the fund invests in. It acts as a 'comparator benchmark' against which the fund's performance can be compared. Management of the fund is not restricted by this benchmark.
- IA North America NR
  A group of other asset managers' funds that invest in similar asset types as this fund, collated by the Investment Association. It acts as a 'comparator benchmark' against which the fund's performance can be compared. Management of the fund is not restricted by this benchmark.

Other information

- Dealing frequency: Normally Monday to Friday except UK public holidays and non-dealing days. Visit www.artemisfunds.com/non-dealing-days for more information. Instructions received before 12 noon UK time will be processed at 12 noon on the same day.
- Distribution policy: This is an accumulation class. Income received is reinvested in the value of the fund.

RISK AND REWARD PROFILE

Potentially lower rewards ← → Potentially higher rewards
Lower risk ← → Higher risk

1	2	3	4	**5**	6	7

- The fund is in the category shown due to historic volatility (how much and how quickly the value of shares in the fund may have risen and fallen in the past due to movements in markets, currencies and interest rates). It may not be a reliable indication of the future risk profile of the fund.
- The risk category has been calculated using historic data and may not be a reliable indicator of the fund's future risk profile.
- A risk indicator of "1" does not mean that the investment is "risk free".

The risk indicator may not fully take into account the following risks and the following may affect fund performance:

- **Market volatility risk:** The value of the fund and any income from it can fall or rise because of movements in stockmarkets, currencies and interest rates, each of which can move irrationally and be affected unpredictably by diverse factors, including political and economic events.
- **Currency risk:** The fund's assets may be priced in currencies other than the fund base currency. Changes in currency exchange rates can therefore affect the fund's value.
- **Derivatives risk:** The fund may invest in derivatives with the aim of profiting from falling ('shorting') as well as rising prices. Should the asset's value vary in an unexpected way, the fund value will reduce.
- **Cash risk:** The fund may hold a large amount of cash. If it does so when markets are rising, the fund's returns could be less that if the cash was fully invested in other types of assets.
- **Leverage risk :** The fund may operate with a significant amount of leverage. Leverage occurs when the economic exposure created by the use of derivatives is greater than the amount invested. A leveraged portfolio may result in large fluctuations in its value and therefore entails a high degree of risk including the risk that losses may be substantial.

Please refer to the fund's prospectus for full details of these and other risks which are applicable to this fund.

ARTEMIS
The PROFIT Hunter

CHARGES FOR THE FUND

One-off charges taken before or after you invest	
Entry charge	None
Exit charge	None
This is the maximum that might be taken out of your money before it is invested or before the proceeds of your investment are paid out.	
Charges taken from the fund over a year	
Ongoing charge	0.890%
Charges taken from the fund under certain specific conditions	

Performance fee
20.00% of the share class outperformance against the S&P 500 TR GBP. See the prospectus for more details. In the fund's last financial year the actual performance fee was 0.69% of the fund.

- The charges you pay are used to pay the costs of running the fund, including the costs of marketing and distributing it. The charges reduce the potential growth of your investment.
- The ongoing charges figure is an estimate rather than a historic figure because this better reflects the expected future charges. The charges may vary from year to year. The exact charges made for each financial year are contained in the fund's annual report.
- The benchmark used to calculate the performance fee is provided by an administrator on the UK Benchmarks Register or ESMA register of benchmarks which includes details of all authorised, registered, recognised and endorsed UK, EU and third country benchmark administrators together with their regulator.
- The annual management charge is taken from income.

For more information about charges, please see the fund's prospectus, which is available at www.artemisfunds.com or www.fundinfo.com.

PAST PERFORMANCE

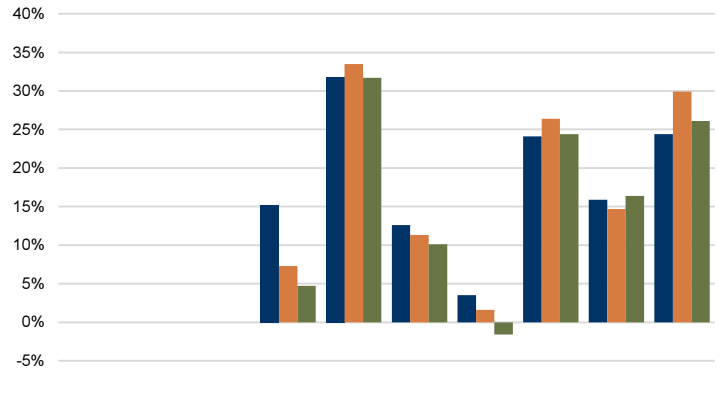

	2012	2013	2014	2015	2016	2017	2018	2019	2020	2021
Class I accumulation shares, GBP				15.2%	31.8%	12.6%	3.5%	24.1%	15.9%	24.4%
S&P 500 TR GBP				7.3%	33.5%	11.3%	1.6%	26.4%	14.7%	29.9%
IA North America NR				4.7%	31.7%	10.1%	-1.6%	24.4%	16.4%	26.1%

- Class I accumulation shares, GBP
- S&P 500 TR GBP
- IA North America NR

- Past performance is net of all charges except any costs incurred when investors buy or sell the fund.
- This class may have charges or a hedging approach different from those in the IA sector benchmark.
- How the fund has performed in the past is not a guide to how it will perform in the future.
- Performance is calculated in sterling.
- Fund launch date: 19 September 2014.
- Class launch date: 19 September 2014.

PRACTICAL INFORMATION

Depositary: J.P. Morgan Europe Limited.

Further information: Can be obtained from the fund's prospectus and the latest annual and half-yearly reports. The documents are in English and are available free of charge. These can be found, along with other information such as the price of the fund's classes by contacting Artemis or visiting www.fundinfo.com.

Sub-fund assets: The assets of each sub-fund belong exclusively to it and are not available to meet the liabilities of any other sub-fund or Artemis Investment Funds ICVC.

Remuneration policy: Information about Artemis' remuneration policy is available at www.artemisfunds.com; a paper copy is available free of charge on request.

Tax legislation: UK tax legislation that applies to the fund may have an impact on your personal tax position.

Liability: Artemis Fund Managers Limited may be held liable solely on the basis of any statement contained in this document that is misleading, inaccurate or inconsistent with the relevant parts of the prospectus for the fund.

Glossary: For more information about some of the terms used in this document, please visit www.artemisfunds.com/glossary.

Switches: Subject to any restrictions on the eligibility of investors for a particular class, you can switch your investments between funds or classes in the Artemis range. For further information, please refer to the prospectus or contact Artemis.

Contact Artemis: Visit www.artemisfunds.com or call 0800 092 2051 (from UK) or +441268 445 401.

Authorisation and regulation: The fund is authorised in the UK by the Financial Conduct Authority. Artemis Fund Managers Limited is authorised and regulated in the UK by the Financial Conduct Authority.

This key investor information document is accurate as at 15 February 2022.

Key Investor Information

This document provides you with key investor information about this fund. It is not marketing material. The information is required by law to help you understand the nature and the risks of investing in this fund. You are advised to read it so you can make an informed decision about whether to invest.

Baillie Gifford Japanese Fund - Class B Shares

Accumulation Shares - ISIN GB0006011133 (also representative of Income Shares ISIN GB0006010945)

This Fund is a sub-fund of Baillie Gifford Overseas Growth Funds ICVC which is an Investment Company with Variable Capital. Baillie Gifford & Co Limited is the Authorised Corporate Director of the Fund and is wholly owned by Baillie Gifford & Co.

Objectives and investment policy

Objective

• The Fund aims to outperform (after deduction of costs) the TOPIX, as stated in sterling, by at least 1.5% per annum over rolling five-year periods.

Policy

• The Fund will invest at least 90% in shares of Japanese companies of any size and in any sector.

• Japanese companies are companies which are listed, incorporated, domiciled or conduct a significant portion of their business in Japan.

• The Fund will be actively managed.

Other Information

• You can sell some or all of your shares on any business day in the United Kingdom by contacting our Dealing Department by phone or post. Where properly completed documentation is received by post, shares will be sold at the next valuation point following receipt of the instruction.

• For Accumulation shares income will be re-invested. No further shares will be purchased but the reinvestment will be reflected in the price of your existing accumulation shares. You are, however, deemed to have received the income for tax purposes.

• For Income shares any income due to you will be paid into your bank or building society account, paid on the dates specified in the Prospectus.

• For further explanation and information see the investment objective and policy section of the Prospectus, which is available by contacting us.

• Recommendation: this Fund may not be appropriate for investors who plan to withdraw their money within five years.

Risk and reward profile

The Risk and Reward Indicator table demonstrates where the Fund ranks in terms of its potential risk and reward. The higher the rank the greater the potential reward but the greater the risk of losing money. It is based on past data, may change over time and may not be a reliable indication of the future risk profile of the Fund. The shaded area in the table below shows the Fund's ranking on the Risk and Reward Indicator.

Typically lower rewards, lower risk — **Typically higher rewards, higher risk**

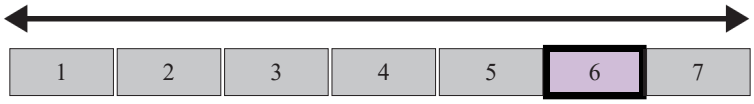

• Please note that even the lowest risk class can lose you money and that extreme adverse market circumstances can mean you suffer severe losses in all cases.

• The Fund is classified in the category above because it invests in company shares which generally provide higher rewards and higher risks than other investments such as bonds or cash.

• The indicator does not take into account the following relevant material risks:

• Investment markets can go down as well as up and market conditions can change rapidly. The value of an investment in the Fund, and any income from it, can fall as well as rise and you may not get back the amount invested.

• The Fund has exposure to a foreign currency and changes in the rates of exchange will cause the value of any investment, and income from it, to fall as well as rise and you may not get back the amount invested.

• The Fund's exposure to a single market and currency may increase share price movements.

• Where possible, charges are taken from the Fund's revenue. Where there is insufficient revenue, the remainder will be taken from capital. This will reduce the capital value of the Fund.

• Infectious viruses may pose significant threats to human health and may be highly disruptive to global economies and markets. The economic and market disruptions caused by infectious viruses could impact the value of the investments of the Fund.

Charges

The charges you pay are used to pay the costs of running the Fund, including the costs of marketing and distributing it. These charges reduce the potential growth of your investment.

One-off charges taken before or after you invest	
Entry charge	0.00%
Exit charge	0.00%

These are the maximum charges that we might take out of your money before it is invested and before we pay out the sale proceeds of your investment. In some cases, you might pay less and you should speak to your financial adviser about this.

Charges taken from the Fund over a year	
Ongoing charges	0.61%

Charges taken from the Fund under specific conditions	
Performance fee	NONE

- The ongoing charges figure is based on the last year's expenses and may vary from year to year. It excludes the costs of buying or selling assets for the Fund (unless these assets are shares of another fund).
- For the ongoing charges, the figure is for Accumulation shares and is at 31/10/2021.
- Portfolio transaction costs, which are not included in the calculation of the ongoing charges figure but are incurred by the Fund when buying or selling investments, may have an impact on performance and are paid from the assets of the Fund.
- The Fund's annual report for each financial year will include detail on the exact charges made.
- You can find further details about the charges in Part 5 of the Prospectus.

Past performance

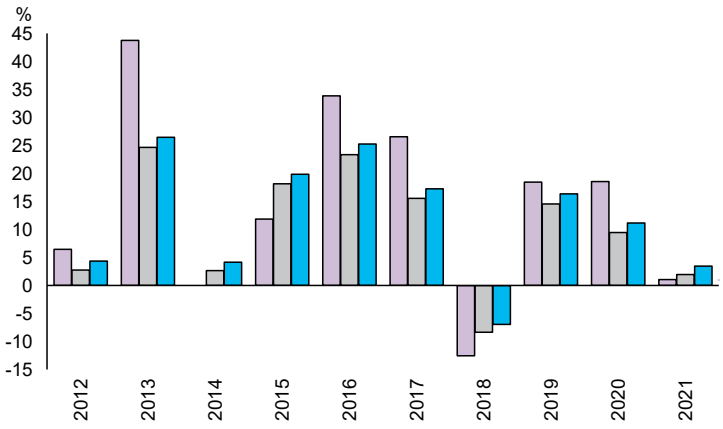

	2012	2013	2014	2015	2016	2017	2018	2019	2020	2021
Fund	6.5	43.8	0.0	11.9	33.9	26.6	-12.6	18.5	18.6	1.1
Benchmark 1*	2.8	24.7	2.7	18.2	23.4	15.6	-8.4	14.6	9.5	2.0
Benchmark 2 *	4.4	26.5	4.2	19.9	25.3	17.3	-7.0	16.4	11.2	3.5

Source: FE fundinfo 2022

- You should be aware that past performance is not a guide to future performance.
- Fund launch date: 08/10/1984.
- Share/unit class launch date: 02/08/1999.
- Performance is calculated in GBP.
- Performance is for Accumulation shares.
- Performance reflects the annual charge but excludes any initial charge paid.
- Performance figures are to 31 December each year.
- The Fund does not track the index.
- Source: FE and the relevant underlying index provider(s). For our legal notices and disclosures please visit www.bailliegifford.com/disclaimers
- * Benchmark 1 - TSE TOPIX
- * Benchmark 2 - TSE TOPIX +1.5%

Practical information

- The Fund's Depositary is NatWest Trustee & Depositary Services Limited.
- This document describes only one share class and other share classes are available. Further information on the Fund, the Prospectus and the latest annual and interim reports are available from Baillie Gifford or by visiting the website at www.bailliegifford.com. The remuneration policy, which includes details of (a) how remuneration and benefits are calculated and (b) the committee responsible for approving all remuneration policies within the firm, is also at the website address noted. All such documents are available in English, on paper and are free of charge on request.
- This Key Investor Information Document describes the Baillie Gifford Japanese Fund only. The Prospectus and the annual and interim reports and accounts are prepared for the whole ICVC.
- The Baillie Gifford Japanese Fund is a sub-fund of Baillie Gifford Overseas Growth Funds ICVC. The assets of the Fund are segregated from other sub-funds in the ICVC. This means that the assets of one sub-fund should not be used to meet the liabilities of another sub-fund.
- You can also find other information, including the Fund's latest prices, on our website.
- Tax laws in the United Kingdom may have an impact on your own tax position.
- You may at any time switch all or some of your shares in the Fund for shares in any fund of any of the Baillie Gifford ICVC(s).
- Baillie Gifford & Co Limited may be held liable solely on the basis of any statement contained in this document that is misleading, inaccurate or inconsistent with the relevant parts of the Prospectus for the Fund.
- To contact us please call Client Relations on 0800 917 2113 (fax 0131 275 3955), visit our website at www.bailliegifford.com or email us at trustenquiries@bailliegifford.com.
- Your call may be recorded for training or monitoring purposes.

This Fund is authorised in the United Kingdom and regulated by the Financial Conduct Authority.
This Key Investor Information is accurate as at 16/02/2022.

BlackRock

KEY INVESTOR INFORMATION

This document provides you with key investor information about this Fund. It is not marketing material. The information is required by law to help you understand the nature and risks of investing in this Fund. You are advised to read it so you can make an informed decision about whether to invest.

BlackRock Continental European Income Fund

Class D Accumulating GBP

ISIN: GB00B3S9LG25

Manager: BlackRock Fund Managers Limited

Objectives and Investment Policy

- The Fund aims to provide an above average income return from its equity investments (i.e. shares), compared to the income produced by European equity markets (excluding the UK) as represented by FTSE World Europe Ex UK Index, without sacrificing capital growth (i.e. the value of the assets held by the Fund) over the long term (5 or more consecutive years beginning at the point of investment).
- The Fund invests at least 70% of its total assets in the equity securities (e.g. shares) of companies domiciled in, or the main business of which is in Europe, excluding the United Kingdom.
- The investment adviser (IA) may use derivatives (i.e. investments the prices of which are based on one or more underlying assets) to help achieve the Fund's investment objective.
- The Fund has the flexibility to invest outside of the asset class set out above.
- The Fund is actively managed and the IA has discretion to select the Fund's investments. In doing so, the IA will refer to the FTSE World Europe ex-UK Index (the "Index") when constructing the Fund's portfolio, and also for risk management purposes to ensure that the active risk (i.e. degree of deviation from the index) taken by the Fund remains appropriate given the Fund's investment objective and policy. The IA is not bound by the components or weighting of the Index when selecting investments. The IA may also use its discretion to invest in securities not included in the Index in order to take advantage of specific investment opportunities. However, the geographical scope of the investment objective and policy may have the effect of limiting the extent to which the portfolio holdings will deviate from the Index. The Index should be used by unitholders to compare the performance of the Fund.
- Recommendation: This Fund may not be appropriate for short-term investment.
- Your units will be accumulating units (i.e. dividend income will be included in their value).
- Your units will be denominated in Sterling, the Fund's base currency.
- You can buy and sell your units daily. The minimum initial investment for this unit class is £100,000.

For more information on the Fund, share/unit classes, risks and charges, please see the Fund's prospectus, available on the product pages at www.blackrock.com

Risk and Reward Profile

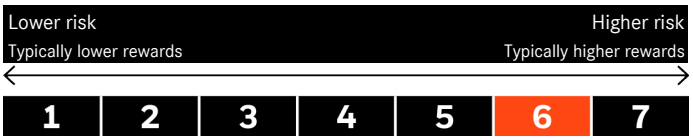

- This indicator is based on historical data and may not be a reliable indication of the future risk profile of the Fund.
- The risk category shown is not guaranteed and may change over time.
- The lowest category does not mean risk free.
- The Fund is rated six due to the nature of its investments which include the risks listed below. These factors may impact the value of the Fund's investments or expose the Fund to losses.
  - The value of equities and equity-related securities can be affected by daily stock market movements. Other influential factors include political, economic news, company earnings and significant corporate events.
- Particular risks not adequately captured by the risk indicator include:
  - Counterparty Risk: The insolvency of any institutions providing services such as safekeeping of assets or acting as counterparty to derivatives or other instruments, may expose the Fund to financial loss.

Charges

The charges are used to pay the costs of running the Fund, including the costs of marketing and distributing it. These charges reduce the potential growth of your investment.

The entry and exit charges shown are maximum figures. In some cases you might pay less. Please refer to your financial advisor or the distributor for the actual entry and exit charges.

*Subject to a charge of up to 2% paid into the Fund where the Manager suspects excessive trading by an investor.

The ongoing charges figure is based on expenses for the twelve month period ending 25 January 2022. This figure may vary from year to year. It excludes portfolio trade-related costs, except costs paid to the custodian and any entry/exit charge paid to an underlying collective investment scheme (if any).

** To the extent the Fund undertakes securities lending to reduce costs, the Fund will receive 62.5% of the associated revenue generated and the remaining 37.5% will be received by BlackRock as the securities lending agent. As securities lending revenue sharing does not increase the costs of running the Fund, this has been excluded from the ongoing charges.

One-off charges taken before or after you invest	
Entry Charge	None
Exit Charge	None*

This is the maximum that might be taken out of your money before it is invested or before proceeds of your investments are paid out.

Charges taken from the Fund over each year	
Ongoing Charges	0.91%**
Charges taken from the Fund under certain conditions	
Performance Fee	None

Past Performance

Past performance is not a guide to future performance.

The chart shows the Fund's annual performance in GBP for each full calendar year over the period displayed in the chart. It is expressed as a percentage change of the Fund's net asset value at each year-end. The Fund was launched in 2011. The unit class was launched in 2011.

Performance is shown after deduction of ongoing charges. Any entry/exit charges are excluded from the calculation.

†[1]FTSE All World Developed Europe Ex UK Index (GBP)

It is not intended that the performance of the Fund will track the index.

Historic performance to 31 December 2021

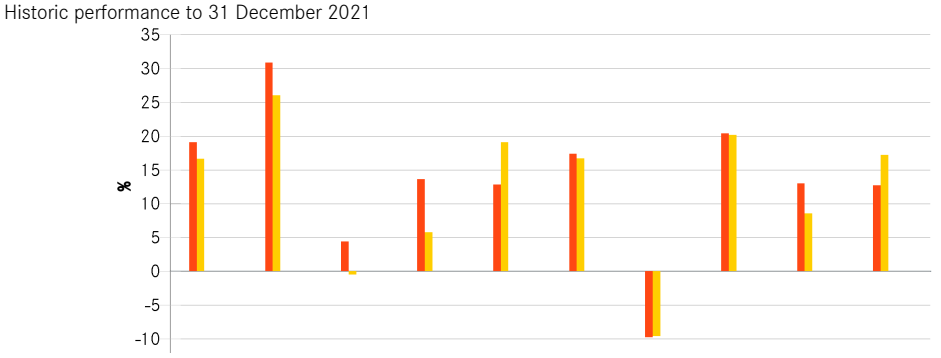

	2012	2013	2014	2015	2016	2017	2018	2019	2020	2021
Fund	19.1	30.8	4.4	13.6	12.8	17.3	-9.8	20.4	13.0	12.7
Target †[1]	16.6	26.0	-0.5	5.8	19.1	16.7	-9.6	20.2	8.6	17.2

Practical Information

- The trustee and depositary of the Fund is The Bank of New York Mellon (International) Limited, which also acts as custodian.
- Further information about the Fund can be obtained from the latest annual report and half-yearly reports of the Fund. These documents are available free of charge in English. These can be found, along with other information, such as unit prices, on the BlackRock website at www.blackrock.com or by calling Investor Services on 0800 44 55 22.
- Investors should note that the tax legislation that applies to the Fund may have an impact on the personal tax position of your investment in the Fund.
- BlackRock Fund Managers Limited may be held liable solely on the basis of any statement contained in this document that is misleading, inaccurate or inconsistent with the relevant parts of the Fund's prospectus.
- The Remuneration Policy of the Management Company, which describes how remuneration and benefits are determined and awarded, and the associated governance arrangements, is available at www.blackrock.com/Remunerationpolicy or on request from the registered office of the Management Company.

BlackRock

KEY INVESTOR INFORMATION

This document provides you with key investor information about this Fund. It is not marketing material. The information is required by law to help you understand the nature and risks of investing in this Fund. You are advised to read it so you can make an informed decision about whether to invest.

BlackRock Natural Resources Growth & Income Fund

Class D Accumulating GBP

ISIN: GB00B6865B79

Manager: BlackRock Fund Managers Limited

Objectives and Investment Policy

- The Fund aims to provide a return on your investment (generated through an increase in the value of the assets held by the Fund and/or income received from those assets) with an above average income from its equity investments (i.e. shares), compared to the income produced by the natural resources sector. The S&P Global Natural Resources Index is currently used as the reference measure for the average level of income yield.
- The Fund invests at least 70% of its total assets in the equity securities (e.g. shares) of companies whose predominant economic activity is in the natural resources sector which includes, but is not limited to, mining, agriculture and energy.
- The Fund has the flexibility to invest outside of the asset class.
- The investment adviser (IA) may use derivatives (i.e. investments the prices of which are based on one or more underlying assets) to help achieve the Fund's investment objective and for efficient portfolio management.
- The Fund may, via derivatives, generate varying amounts of market leverage (i.e. where the Fund gains market exposure in excess of the value of its assets).
- The Fund is actively managed and the IA has discretion to select the Fund's investments. In doing so, the IA will refer to the S&P Global Natural Resources Index (the "Index") when constructing the Fund's portfolio, and also for risk management purposes to ensure that the active risk (i.e. degree of deviation from the index) taken by the Fund remains appropriate given the Fund's investment objective and policy. The IA is not bound by the components or weighting of the Index when selecting investments. The IA may also use its discretion to invest in securities not included in the Index in order to take advantage of specific investment opportunities. However, the industry sector requirements of the investment objective and policy may have the effect of limiting the extent to which the portfolio holdings will deviate from the Index.The Index should be used by unitholders to compare the performance of the Fund.
- Recommendation: This Fund may not be appropriate for short-term investment.
- Your units will be accumulating units (i.e. dividend income will be included in their value).
- Your units will be denominated in Sterling, the Fund's base currency.
- You can buy and sell your units daily. The minimum initial investment for this unit class is £100,000.

For more information on the Fund, share/unit classes, risks and charges, please see the Fund's prospectus, available on the product pages at www.blackrock.com

Risk and Reward Profile

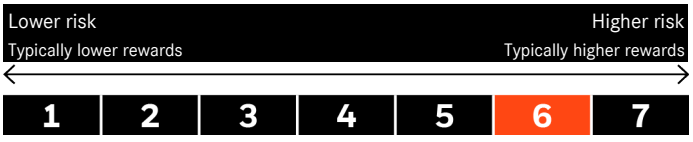

- This indicator is based on historical data and may not be a reliable indication of the future risk profile of the Fund.
- The risk category shown is not guaranteed and may change over time.
- The lowest category does not mean risk free.
- The Fund is rated six due to the nature of its investments which include the risks listed below. These factors may impact the value of the Fund's investments or expose the Fund to losses.
  - The value of equities and equity-related securities can be affected by daily stock market movements. Other influential factors include political, economic news, company earnings and significant corporate events.
  - Investments in the natural resources securities are subject to environmental or sustainability concerns, taxes, government regulation, price and supply fluctuations.
  - Risk to Capital Growth: The Fund may pursue investment strategies using derivatives in order to generate income which may have the effect of reducing capital and the potential for long-term capital growth as well as increasing any capital losses.
- Particular risks not adequately captured by the risk indicator include:
  - Counterparty Risk: The insolvency of any institutions providing services such as safekeeping of assets or acting as counterparty to derivatives or other instruments, may expose the Fund to financial loss.

Charges

The charges are used to pay the costs of running the Fund, including the costs of marketing and distributing it. These charges reduce the potential growth of your investment.

The entry and exit charges shown are maximum figures. In some cases you might pay less. Please refer to your financial advisor or the distributor for the actual entry and exit charges.

*Subject to a charge of up to 2% paid into the Fund where the Manager suspects excessive trading by an investor.

The ongoing charges figure is based on expenses for the twelve month period ending 25 January 2022. This figure may vary from year to year. It excludes portfolio trade-related costs, except costs paid to the custodian and any entry/exit charge paid to an underlying collective investment scheme (if any).

** To the extent the Fund undertakes securities lending to reduce costs, the Fund will receive 62.5% of the associated revenue generated and the remaining 37.5% will be received by BlackRock as the securities lending agent. As securities lending revenue sharing does not increase the costs of running the Fund, this has been excluded from the ongoing charges.

One-off charges taken before or after you invest	
Entry Charge	None
Exit Charge	None*

This is the maximum that might be taken out of your money before it is invested or before proceeds of your investments are paid out.

Charges taken from the Fund over each year	
Ongoing Charges	0.81%**
Charges taken from the Fund under certain conditions	
Performance Fee	None

Past Performance

Past performance is not a guide to future performance.

The chart shows the Fund's annual performance in GBP for each full calendar year over the period displayed in the chart. It is expressed as a percentage change of the Fund's net asset value at each year-end. The Fund was launched in 2011. The unit class was launched in 2011.

Performance is shown after deduction of ongoing charges. Any entry/exit charges are excluded from the calculation.

†[1]S&P Global Natural Resources Index (GBP)

It is not intended that the performance of the Fund will track the index.

Historic performance to 31 December 2021

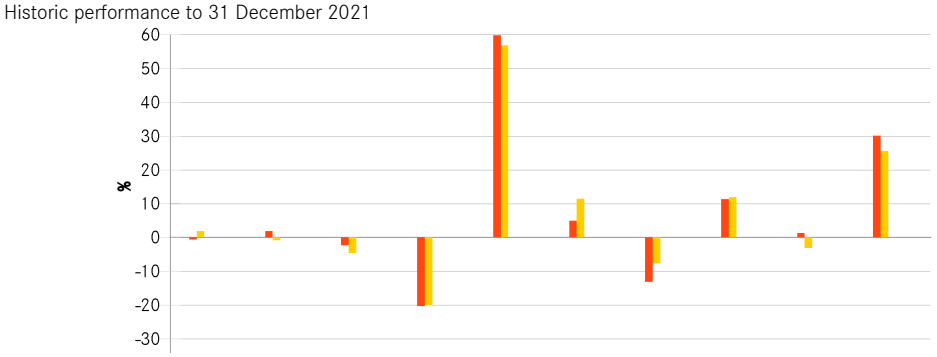

	2012	2013	2014	2015	2016	2017	2018	2019	2020	2021
Fund	-0.6	1.9	-2.3	-20.3	59.8	5.0	-13.1	11.3	1.3	30.1
Target †[1]	1.9	-0.9	-4.6	-20.1	56.8	11.4	-7.7	11.9	-3.1	25.6

Practical Information

- The trustee and depositary of the Fund is The Bank of New York Mellon (International) Limited, which also acts as custodian.
- Further information about the Fund can be obtained from the latest annual report and half-yearly reports of the Fund. These documents are available free of charge in English. These can be found, along with other information, such as unit prices, on the BlackRock website at www.blackrock.com or by calling Investor Services on 0800 44 55 22.
- Investors should note that the tax legislation that applies to the Fund may have an impact on the personal tax position of your investment in the Fund.
- BlackRock Fund Managers Limited may be held liable solely on the basis of any statement contained in this document that is misleading, inaccurate or inconsistent with the relevant parts of the Fund's prospectus.
- The Remuneration Policy of the Management Company, which describes how remuneration and benefits are determined and awarded, and the associated governance arrangements, is available at www.blackrock.com/Remunerationpolicy or on request from the registered office of the Management Company.

BlackRock

KEY INVESTOR INFORMATION

This document provides you with key investor information about this Fund. It is not marketing material. The information is required by law to help you understand the nature and risks of investing in this Fund. You are advised to read it so you can make an informed decision about whether to invest.

BlackRock UK Equity Fund

Class D Accumulating GBP

ISIN: GB00B410CR74

Manager: BlackRock Fund Managers Limited

Objectives and Investment Policy

- The Fund aims to provide a return on your investment (generated through an increase to the value of the assets held by the Fund and/or income received from those assets).
- The Fund will invest at least 80% of its total assets in the equity securities (e.g. shares) of United Kingdom companies. The Fund may invest in all economic sectors within the United Kingdom.
- The Fund is actively managed and the investment adviser (IA) has discretion to select the Fund's investments. In doing so, the IA will refer to the FTSE All-Share TR Index (the "Index") when constructing the Fund's portfolio, and also for risk management purposes to ensure that the active risk (i.e. degree of deviation from the index) taken by the Fund remains appropriate given the Fund's investment objective and policy. The IA is not bound by the components or weighting of the Index when selecting investments. The IA may also use its discretion to invest in securities not included in the Index in order to take advantage of specific investment opportunities. However, the geographical scope of the investment objective and policy may have the effect of limiting the extent to which the portfolio holdings will deviate from the Index. The Index should be used by unitholders to compare the performance of the Fund.
- Recommendation: This Fund may not be appropriate for short-term investment.
- Your units will be accumulating units (i.e. dividend income will be included in their value).
- Your units will be denominated in Sterling, the Fund's base currency.
- You can buy and sell your units daily. The minimum initial investment for this unit class is £100,000.

For more information on the Fund, share/unit classes, risks and charges, please see the Fund's prospectus, available on the product pages at www.blackrock.com

Risk and Reward Profile



- This indicator is based on historical data and may not be a reliable indication of the future risk profile of the Fund.
- The risk category shown is not guaranteed and may change over time.
- The lowest category does not mean risk free.
- The Fund is rated six due to the nature of its investments which include the risks listed below. These factors may impact the value of the Fund's investments or expose the Fund to losses.
  - Shares in smaller companies typically trade in less volume and experience greater price variations than larger companies.
  - Investment risk is concentrated in specific sectors, countries, currencies or companies. This means the Fund is more sensitive to any localised economic, market, political, sustainability-related or regulatory events.
  - The value of equities and equity-related securities can be affected by daily stock market movements. Other influential factors include political, economic news, company earnings and significant corporate events.
- Particular risks not adequately captured by the risk indicator include:
  - Counterparty Risk: The insolvency of any institutions providing services such as safekeeping of assets or acting as counterparty to derivatives or other instruments, may expose the Fund to financial loss.

Charges

The charges are used to pay the costs of running the Fund, including the costs of marketing and distributing it. These charges reduce the potential growth of your investment.

The entry and exit charges shown are maximum figures. In some cases you might pay less. Please refer to your financial advisor or the distributor for the actual entry and exit charges.

*Subject to a charge of up to 2% paid into the Fund where the Manager suspects excessive trading by an investor.

The ongoing charges figure is based on expenses for the twelve month period ending 25 January 2022. This figure may vary from year to year. It excludes portfolio trade-related costs, except costs paid to the custodian and any entry/exit charge paid to an underlying collective investment scheme (if any).

** To the extent the Fund undertakes securities lending to reduce costs, the Fund will receive 62.5% of the associated revenue generated and the remaining 37.5% will be received by BlackRock as the securities lending agent. As securities lending revenue sharing does not increase the costs of running the Fund, this has been excluded from the ongoing charges.

One-off charges taken before or after you invest	
Entry Charge	None
Exit Charge	None*

This is the maximum that might be taken out of your money before it is invested or before proceeds of your investments are paid out.

Charges taken from the Fund over each year	
Ongoing Charges	0.91%**
Charges taken from the Fund under certain conditions	
Performance Fee	None

Past Performance

Past performance is not a guide to future performance.

The chart shows the Fund's annual performance in GBP for each full calendar year over the period displayed in the chart. It is expressed as a percentage change of the Fund's net asset value at each year-end. The Fund was launched in 1971. The unit class was launched in 2011.

Performance is shown after deduction of ongoing charges. Any entry/exit charges are excluded from the calculation.

†[1]FTSE All-Share Index (GBP)

It is not intended that the performance of the Fund will track the index.

Historic performance to 31 December 2021

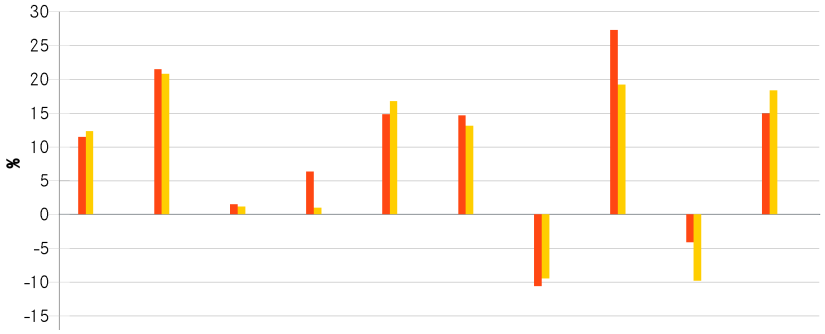

	2012	2013	2014	2015	2016	2017	2018	2019	2020	2021
Fund	11.4	21.5	1.5	6.3	14.8	14.7	-10.6	27.3	-4.1	14.9
Constraint †[1]	12.3	20.8	1.2	1.0	16.8	13.1	-9.5	19.2	-9.8	18.3

Practical Information

- The trustee and depositary of the Fund is The Bank of New York Mellon (International) Limited, which also acts as custodian.
- Further information about the Fund can be obtained from the latest annual report and half-yearly reports of the Fund. These documents are available free of charge in English. These can be found, along with other information, such as unit prices, on the BlackRock website at www.blackrock.com or by calling 0800 44 55 22 .
- Investors should note that the tax legislation that applies to the Fund may have an impact on the personal tax position of your investment in the Fund.
- BlackRock Fund Managers Limited may be held liable solely on the basis of any statement contained in this document that is misleading, inaccurate or inconsistent with the relevant parts of the Fund's prospectus.
- The Remuneration Policy of the Management Company, which describes how remuneration and benefits are determined and awarded, and the associated governance arrangements, is available at www.blackrock.com/Remunerationpolicy or on request from the registered office of the Management Company.

Key Investor Information

This document provides you with key investor information about this fund. It is not marketing material. The information is required by law to help you understand the nature and the risks of investing in this fund. You are advised to read it so you can make an informed decision about whether to invest.

Fidelity Asia Fund

a sub-fund of Fidelity Investment Funds

W Accumulation Shares (ISIN: GB00B6Y7NF43)

This fund is managed by FIL Investment Services (UK) Limited

Objectives and Investment Policy

- The fund aims to increase the value of your investment over a period of 5 years or more.
- The fund will invest at least 70% in companies throughout Asia (excluding Japan). This region includes countries considered to be emerging markets as determined by the Investment Manager at its sole discretion.
- Emerging markets are countries progressing toward becoming advanced, usually shown by some development in financial markets, the existence of some form of stock exchange and a regulatory body.
- The companies will be either listed, incorporated, domiciled, or have significant business activities in the region.
- The remainder will be invested in companies outside of the region detailed above and in other investment types such as cash and derivatives.
- Derivatives are investments whose value is linked to another investment, or to the performance of a stock exchange or to some other variable factor, such as interest rates and used to reduce risk or transaction costs and/or to generate extra income or further increase the value of your investment.
- The fund is actively managed. The Investment Manager identifies suitable opportunities for the fund utilising in-house research and investment capabilities.
- The Investment Manager will, when selecting investments for the fund and for the purposes of monitoring risk, consider the MSCI All Country Asia ex Japan Index.
- The Investment Manager has a wide degree of freedom relative to the index and may take larger, or smaller, positions in companies, and/or may invest outside the index, to take advantage of investment opportunities. This means the fund's investments and therefore performance may vary significantly from the index.
- Income earned by the fund is paid into the fund and reflected by an increase in the value of each share.
- Shares can usually be bought and sold each business day of the fund.

Risk and Reward Profile

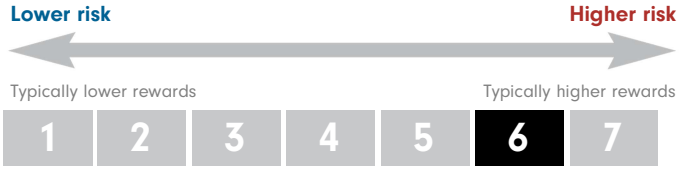

- Historical data may not be a reliable indication for the future.
- The risk category shown is not guaranteed and may change over time.
- The lowest category does not mean a "risk free" investment.
- The risk and reward profile is classified by the level of historical fluctuation of the Net Asset Values of the share class, and within this classification, categories 1-2 indicate a low level of historical fluctuations, 3-5 a medium level and 6-7 a high level.
- The value of your investment may fall as well as rise and you may get back less than you originally invested.
- The fund may invest in instruments denominated in currencies other than the fund base currency. Changes in currency exchange rates can therefore affect the value of your investment.
- Currency hedging may be used which aims to reduce the effect of such changes. However, the effects may not be completely eliminated to the degree expected.
- Liquidity is a measure of how easily an investment can be converted into cash. Under certain market conditions assets may be more difficult to value or sell at a desired price. This could affect the fund's ability to meet redemptions in a timely manner.
- Emerging markets may be more volatile and it could be harder to sell or trade securities. There may be less supervision, regulation and less well-defined procedures than in more developed countries. Emerging markets can be sensitive to political instability, which can result in greater volatility and uncertainty, subjecting the fund to the risk of losses.

Fidelity™ INTERNATIONAL

Charges for this fund (ISIN: GB00B6Y7NF43)

The charges you pay are used to pay the costs of running the fund, including the costs of marketing and distributing it. These charges reduce the potential growth of your investment.

One-off charges taken before or after you invest

Entry charge	N/A
Exit charge	N/A

This is the maximum that might be taken out of your money before it is invested or before the proceeds of your investment are paid out.

Charges taken from the fund over a year

Ongoing charges	0.93%

Charges taken from the fund under certain specific conditions

Performance fee N/A

The entry and exit charges shown are maximum figures. In some cases you might pay less - you can find this out from your financial adviser / distributor.

The ongoing charges figure is based on expenses for the year ending 28/02/2021. This figure may vary from year to year. It excludes:

- performance fees (where applicable);
- portfolio transaction costs, except in the case of an entry/exit charge paid by the fund when buying or selling units in another collective investment undertaking.

For more information about charges, including the possibility that swing pricing may apply, please consult the most recent Prospectus.

Past Performance

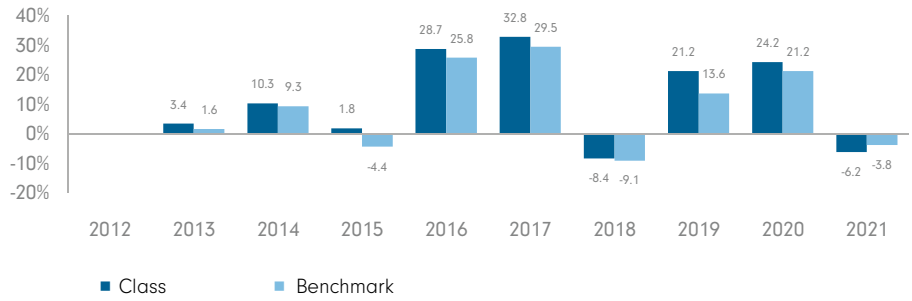

If applicable, events in the fund's life which may have affected the performance history are highlighted as an '*'; in the chart, which may include changes to the fund's objective and details of such events can be found on our website or by requesting it from your appointed representative or your usual Fidelity contact. If applicable, the Objectives and Investment Policy section shall refer to a benchmark and information on previous benchmarks may be found in the annual report and accounts.

Past performance is not a guide to future performance results.

If any, the past performance shown takes into account the ongoing charges with exception of any applicable entry/exit charges.
The fund was launched on 13/10/1984.
This class was launched on 15/10/2012.
Past performance has been calculated in GBP.
The performance of the Benchmark is also included in the graph for comparative purposes.

Practical Information

- The depositary is J.P.Morgan Europe Limited.
- For more information, please consult the Prospectus and latest Reports and Accounts which can be obtained free of charge in English and other main languages from the Fund Manager, the distributors or online at any time.
- Details of the summary Remuneration Policy are available via https://www.fil.com. A paper copy can be obtained free of charge in English from the Fund Manager.
- The Net Asset Values per Share are available at the registered office of the Fund Manager. They are also published online at www.fidelityinternational.com where other information is available.
- The tax legislation in United Kingdom may have an impact on your personal tax position. For further details you should consult a tax advisor.
- This document describes a sub-fund and share class of Fidelity Investment Funds (the 'investment company'). The Prospectus and Reports and Accounts are prepared for the entire investment company.
- FIL Investment Services (UK) Limited may be held liable solely on the basis of any statement contained in this document that is misleading, inaccurate or inconsistent with the relevant parts of the Prospectus for the investment company.
- The assets and liabilities of each sub-fund of Fidelity Investment Funds are segregated by law and with that assets of this sub-fund will not be used to pay liabilities of other sub-funds.
- More share classes are available for this investment company. Details can be found in the Prospectus.
- You have the right to switch from this share class into the same or possibly other share class types of this or another sub-fund. Details on switching rules can be found in the Prospectus.

Country in which this fund is authorised: United Kingdom. The Supervisory Authority is: Financial Conduct Authority.
Country in which FIL Investment Services (UK) Limited is authorised: United Kingdom. The Supervisory Authority is: Financial Conduct Authority.
This key investor information is accurate as at 26/01/2022.

Fidelity INTERNATIONAL

FSSA Greater China Growth Fund
Class B (Accumulation) GBP

First Sentier Investors

a sub-fund of First Sentier Investors ICVC (the Company)

ISIN GB0033874321

First Sentier Investors (UK) Funds Limited (trading as FSSA Investment Managers), the authorised corporate director of the Company

Key Investor Information

This document provides you with key investor information about this Fund. It is not marketing material. The information is required by law to help you understand the nature and the risks of investing in this Fund. You are advised to read it so you can make an informed decision about whether to invest.

Objectives and investment policy

Objective: The Fund aims to achieve capital growth over the medium to long term (at least three years).

Policy: The Fund invests at least 70% in shares of companies based in or where the majority of their activities take place in China, Hong Kong and Taiwan and that are listed on exchanges worldwide.

The Fund may invest up to 10% in other funds.

The Fund may use derivatives to reduce risk or to manage the Fund more efficiently.

Strategy: The Fund's investment strategy is centred on identifying quality companies, buying them at a sensible price and holding for the medium to long term (at least three years). The Manager looks for founders and management teams that act with integrity and risk awareness, and companies with a dominant market position that have the potential to deliver continual and predictable returns over the medium to long term.

Benchmark: The Fund's performance is compared against the value of the MSCI Golden Dragon Index and the Fund is included in the Investment Association's China /Greater China Sector.

The Fund's manager may use its discretion when deciding which investments should be held by the Fund.

The Fund is actively managed; investment of the Fund's assets is not constrained by the benchmark composition or sector requirements and the Fund's manager has discretion within the Fund's investment policy to invest in assets without regard to the benchmark.

Recommendation: this Fund may not be appropriate for investors who plan to withdraw their money within three years.

The Fund will not pay any income out; instead any income will be reflected in the value of your shares.

You can buy and sell shares in the Fund on any business day. As long as we receive your instruction before 12 noon (UK time), shares will be bought and sold at that day's price.

Risk and reward profile

Lower Risk — **Higher Risk**

Potentially Lower Rewards — **Potentially Higher Rewards**

1	2	3	4	5	**6**	7

- The synthetic risk reward indicator (the SRRI) rating is not a measure of the risk of you losing the entire value of your investment but describes how much the value of the share class has gone up and down in the past. Where a share class has not yet launched, the SRRI is calculated using representative data.
- The SRRI rating is based on historical data which may not be a reliable indication of the future risks and rewards of the share class.
- We cannot guarantee that the rating of the share class will remain the same; it may change over time.
- Even the lowest rating 1 does not mean a risk free investment.
- On a scale of 1 (less risky) to 7 (more risky), this share class has a rating of 6 due to its past performance (or representative data) and the nature of its investments. Categories 1-2 indicate a low level of historical fluctuations, 3-5 a medium level, and 6-7 a high level.
- Risk is taken in order to make a higher potential return; the more risk a fund takes, the higher the potential return but the greater the risk of loss.
- The value of the Fund and its return is not guaranteed and may fall as well as rise. You may get back significantly less than you originally invested.

Material risks not adequately captured by the SRRI:

- **Currency risk:** the Fund invests in assets which are denominated in other currencies; changes in exchange rates will affect the value of the Fund and could create losses. Currency control decisions made by governments could affect the value of the Fund's investments and could cause the Fund to defer or suspend redemptions of its shares.
- **Single country / specific region risk:** investing in a single country or specific region may be riskier than investing in a number of different countries or regions. Investing in a larger number of countries or regions helps spread risk.
- **Smaller companies risk:** investments in smaller companies may be riskier and more difficult to buy and sell than investments in larger companies.
- **China market risk**: Although China has seen rapid economic and structural development, investing there may still involve increased risks of political and governmental intervention, potentially limitations on the allocation of the Fund's capital, and legal, regulatory, economic and other risks including greater liquidity risk, restrictions on investment or transfer of assets, failed/delayed settlement and difficulties valuing securities.

For further information on risks, please refer to the Risk Factors section in the Company's prospectus.

Charges for this Fund

The charges are used to pay the costs of running the Fund, including the costs of marketing and distributing it. These charges reduce the potential growth of your investment.

One-off charges taken before or after you invest	
Entry charge	4.00%
Exit charge	N/A
This is the maximum that might be taken out of your money before it is invested.	
Charges taken from the fund over a year	
Ongoing charge	1.07%
Charges taken from the fund under certain specific conditions	
Performance fee	N/A

The entry and exit charges shown are the maximum you will need to pay. In some cases you might pay less - you can find out the actual entry and exit charges from your financial adviser.

The ongoing charge is based on expenses for the year ending July 2021. It may vary from year to year. It excludes portfolio transaction costs which are paid from assets of the Fund and performance fees, if any.

There are fees for switching between sub-funds. The fee for switching into the Fund is 0.5%.

Further information can be found in the Buying, Selling and Switching Shares section of the Company's prospectus.

Past performance

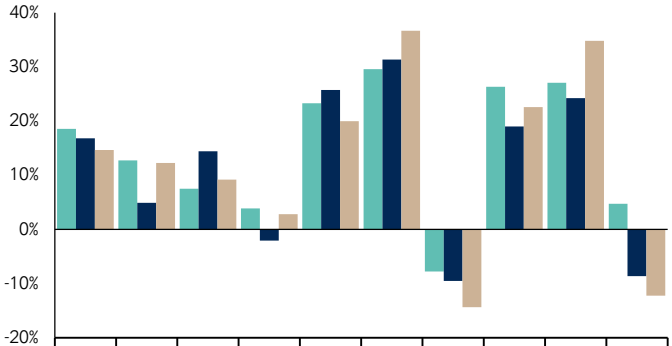

	2012	2013	2014	2015	2016	2017	2018	2019	2020	2021
FSSA Greater China Growth Fund	18.5%	12.7%	7.5%	3.9%	23.3%	29.6%	-7.8%	26.3%	27.1%	4.7%
MSCI Golden Dragon Net Index	16.8%	4.9%	14.4%	-2.1%	25.7%	31.3%	-9.5%	19.0%	24.2%	-8.6%
China /Greater China Investment Association Sector	14.7%	12.3%	9.2%	2.8%	20.0%	36.7%	-14.3%	22.6%	34.8%	-12.2%

Past performance is not a reliable guide to future performance. The past performance shown here includes fees, any reinvested income and tax.

The Fund launched on 01 December 2003.

The Share Class launched on 01 December 2003. The past performance of the Share Class is calculated in GBP.

Practical information

Depositary: The Bank of New York Mellon (International) Limited

Further information: The Fund forms part of the First Sentier Investors ICVC (the Company). The prospectus, annual and semi-annual reports of the Company as a whole are available free of charge on www.firstsentierinvestors.com or by contacting First Sentier Investors, PO Box 404, Darlington, DL1 9UZ. All documents are available in English.

Other practical information: The Fund's share price and other information about the Fund is available at www.firstsentierinvestors.com. The prospectus, annual and semi-annual reports contain information about all of the sub-funds and share classes of the Company.

Tax legislation: The Fund is subject to UK tax laws. This may have an impact on your personal tax position. For further details, please speak to your tax adviser.

Liability statement: First Sentier Investors (UK) Funds Limited (as management company) may be held liable solely on the basis of any statement contained in this document that is misleading, inaccurate or inconsistent with the relevant parts of the prospectus for the Company.

Fund information: Each sub-fund of the Company is responsible for meeting its own debts. The sub-funds are segregated by law. This means that investments of the Fund cannot be used to pay the debts of the other sub-funds.

You can exchange shares in the Fund for shares in another sub-fund, which is called switching. There may be a charge for switching, as indicated above in 'Charges for this Fund'.

Remuneration: Information on the current remuneration policy of First Sentier Investors (UK) Funds Limited, including a description of how remuneration and benefits are calculated and the identity of persons responsible for awarding the remuneration and benefits, is available at www.firstsentierinvestors.com. A paper copy of this information is available free of charge upon request from First Sentier Investors, PO Box 404, Darlington, DL1 9UZ .

Key Investor Information

This document provides you with key investor information about this fund. It is not marketing material. The information is required by law to help you understand the nature and the risks of investing in this fund. You are advised to read it so you can make an informed decision about whether to invest.

FRANKLIN TEMPLETON

FTF ClearBridge Global Infrastructure Income Fund

Class X Accumulation (Hedged) ISIN: GB00BD3FVT86

A sub-fund of: Franklin Templeton Funds II (the "Company")

Managed by: Franklin Templeton Fund Management Limited, part of the Franklin Templeton group of companies.

Objectives and Investment Policy

Objective

The fund's goal is to provide income. Growth of the fund's value in the long term is a secondary goal. The fund seeks to outperform, on an average annualised basis, the OECD G7 Inflation Index by 5.5% over an investment time frame of 5 years (gross of fees).

Investment Policy

- The fund invests at least 80% of its assets in shares of global listed infrastructure companies. However the fund may hold more or less of other permitted assets in extreme market conditions.
- The fund invests in a number of infrastructure sectors such as gas, electricity and water utilities, toll roads, airports, rail and communications.
- The fund invests in shares of infrastructure companies from around the world, including up to 20% from emerging market countries.
- The fund will usually invest in a concentrated portfolio, typically 30 to 60 companies.
- The fund may also invest up to 10% in global infrastructure companies that are not presently listed on an exchange, but are expected to be listed within 12 months of purchase, and in derivatives (financial instruments whose value is derived from the value of other assets).
- The fund may invest in derivatives to help try to achieve the fund's objective as well as to reduce risk or cost or to generate additional growth or income for the fund.

Share Class Policy

- For this share class, the fund will use derivatives to help to reduce the risk of movements in exchange rates between the currencies that are significant to the fund's investment strategy and the currency of the share class (hedging). Hedging transactions can expose the share class to additional risks which may result in loss to your investment.

Benchmark: The performance target to outperform the OECD G7 Inflation Index by 5.5%, on an average annualised basis over an investment time frame of 5 years, was chosen as it sets a reasonable performance target benchmark for the fund to achieve, taking into account a number of factors such as the measure of inflation across the G7 countries. Please refer to the prospectus for further information.

Manager's Discretion: The fund is actively managed. The investment manager has discretion in selecting investments within the fund's objective and investment policies. The benchmark does not constrain the investment manager's management of the fund.

Recommendation: This fund may not be appropriate for investors who plan to withdraw their money within 5 years.

Dealing Frequency: You can buy, sell and switch your shares on each day that the London Stock Exchange is open for business.

Minimum Initial Investment: For this share class the minimum initial investment is GBP 3,000.

Treatment of Income: Income and gains from the fund's investments are not paid but instead are reflected in the fund's share price.

Risk and Reward Profile

Lower risk Potentially lower reward — **Higher risk** Potentially higher reward

The indicator is based on the volatility of the returns (past performance) of the reported share class (calculated on a 5 year rolling return basis). Where a share class is inactive / has less than 5 years of returns, the returns of a representative benchmark are used.

There is no guarantee that the fund will remain in the indicator category shown above and the categorisation of the fund may shift over time. Historical data, which is used in calculating the indicator, may not be a reliable indicator of the future risk profile of this fund.

The lowest category does not mean a risk-free investment.

The fund does not offer any capital guarantee or protection and you may not get back the amount invested.

The fund is in its risk/reward category because a concentrated investment (the fund holds fewer investments than many other funds) in shares of infrastructure companies from various countries and sectors have historically been subject to relatively large fluctuations in value.

The fund is subject to the following risks which are materially relevant but may not be adequately captured by the indicator:

Investment in company shares: The fund invests in shares of companies, and the value of these shares can be negatively affected by changes in the company, its industry or the economy in which it operates.

Investment in infrastructure: The fund invests in shares of infrastructure companies, and the value of these shares can be negatively affected by economic or regulatory occurrences affecting their industries. Investments in new infrastructure projects carry risks where they may not be completed within the budget, agreed timeframe or specifications. Operational and supply disruptions can also have a negative effect on the value of the company's shares.

Emerging markets investment: The fund may invest in the markets of countries which are smaller, less developed and regulated, and more volatile than the markets of more developed countries.

Concentrated fund: The fund invests in fewer companies than other funds which invest in shares usually do. This means that the fund does not spread its risk as widely as other funds and will therefore be affected more if an individual company has significant losses.

Hedged class currency: The value of your investment may fall due to changes in the exchange rates between the currencies that are significant to the fund's investment strategy and the currency of your share class, pound sterling. The investment manager will try to protect the value of your investment against such changes, but it may not succeed.

Derivatives: The use of derivatives can result in greater fluctuations of the fund's value and may cause the fund to lose as much as or more than the amount invested.

Fund operations: The fund is subject to the risk of loss resulting from inadequate or failed internal processes, people or systems or those of third parties such as those responsible for the custody of its assets, especially to the extent that it invests in developing countries.

Charges from capital: The fund's fees and expenses may be taken from its capital (rather than income). This will result in an increase in income available for distribution to investors. However, this will forego some of the capital that the share class has available for future investment and potential growth.

For further explanation on the risks associated with an investment in the fund, please refer to the section entitled "Risk Factors" in the prospectus.

Charges

One-off charges taken before or after you invest	
Entry charge	none
Exit charge	none
This is the maximum that might be taken out of your money before it is invested (entry charge) and before the proceeds of your investment are paid out (exit charge).	
Charges taken from the fund over a year	
Ongoing charge	0.85%
Charges taken from the fund under certain specific conditions	
Performance fee: none	

The charges you pay are used to pay the costs of running the fund, including the costs of marketing and distributing it. These charges reduce the potential growth of your investment.

Entry and exit charges shown are the maximum that might be taken out of your money. In some cases, you might pay less and you should speak to your financial adviser about this.

The ongoing charge is based on expenses for the 12 month period ending January 2022. This figure may vary over time.

For more information about charges, please see the 'Fees and Expenses' section in the fund's prospectus and relevant appendix.

Past Performance

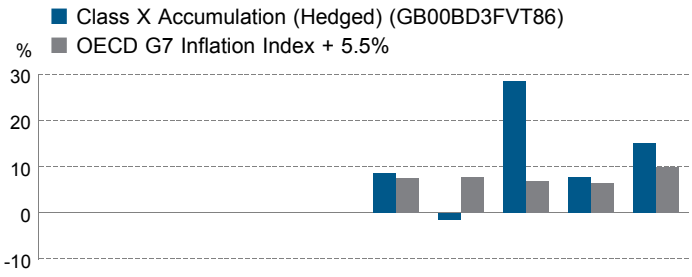

	2012	2013	2014	2015	2016	2017	2018	2019	2020	2021
						8.5	-1.4	28.6	7.7	15.0
						7.5	7.7	6.9	6.4	9.8

The fund was launched on 1 July 2016 and the share class began issuing shares on 7 September 2016.

Past performance has been calculated in GBP.

The performance reflects all fees and charges payable by the fund but does not reflect any entry or exit charge that might be payable.

Past performance is no guide to future returns and may not be repeated.

Further information on the fund's performance is available at www.franklintempleton.com.

Practical Information

Depositary: The Bank of New York Mellon (International) Limited

Further Information: Additional information about the Company (including the prospectus, annual and half-yearly reports and accounts and the remuneration policy) may be obtained in English free of charge upon request to Franklin Templeton Fund Management Limited, Cannon Place, 78 Cannon Street, London EC4N 6HL and at www.franklintempleton.com.

Price Publication: The latest share price is published at www.franklintempleton.com.

Tax Legislation: The fund is subject to the tax law and regulation of the UK. Depending on your own country of residence, this might have an impact on your personal tax position. For further details, please speak to your financial adviser.

Liability Statement: Franklin Templeton Fund Management Limited, the authorised corporate director of the Company, may be held liable solely on the basis of any statement contained in this document that is misleading, inaccurate or inconsistent with the relevant parts of the prospectus for the fund.

Structure: The Company has a number of different sub-funds. The assets and liabilities of each sub-fund are segregated by English law from the assets and liabilities of each other sub-fund. The prospectus and the periodic reports are prepared for the Company as a whole.

Switching Between Funds: You are entitled to exchange your investment in the fund for shares in another sub-fund of the Company. You may be required to pay a switching charge for this. Further information on how to exercise this right can be found in the prospectus.

This fund is authorised in the United Kingdom and regulated by the Financial Conduct Authority. Franklin Templeton Fund Management Limited is authorised in the United Kingdom and regulated by the Financial Conduct Authority.
This key investor information is accurate as at 09/02/2022.

Key Investor Information

This document provides you with key investor information about this Fund. It is not marketing material. The information is required by law to help you understand the nature and the risks of investing in this Fund. You are advised to read it so you can make an informed decision about whether to invest.

HSBC Global Asset Management

American Index Fund

a sub-fund of HSBC Index Tracker Investment Funds, (the "OEIC");
managed by HSBC Global Asset Management (UK) Limited

Class: Accumulation C
ISIN: GB00B80QG615

Explanations of terms shown within the objectives and policy in bold, can be found within the glossary on our website: http://www.assetmanagement.hsbc.com.

Objectives and Investment Policy

- The Fund aims to provide **growth** over the long term, which is a period of 5 years or more, by tracking the performance of the S&P 500 Index (the "Index").
- The Index is made up of the 500 largest stock market listed companies in the United States of America, as defined by the Index provider.
- The Fund will invest directly in shares (**equities**) of all of the companies that make up the Index and in the same or very similar proportions in which they are included in the Index.
- However, there may be circumstances when it is not possible or practical for the Fund to invest in shares of all the companies of the Index. The Fund may not invest in all the companies of the Index to manage transaction costs or to reflect market conditions, regulations or HSBC's banned weapons policy.
- The Fund may hold cash and other funds, including funds managed by the **HSBC Group**, to manage day-to-day cash flow requirements.
- The anticipated **tracking error** for the Fund is expected to be up to 0.20%.

Use of derivatives

- The Fund may invest in different types of **derivatives** for **efficient portfolio management**, including **hedging**. In particular the Fund may use **derivatives** to help it manage cash flows and dividend payments with the aim of generating **returns** that are consistent with the Index. The use of **derivatives** will be consistent with the risk profile of the Fund.
- Income is reinvested.
- You may sell your investment on any business day by contacting the administrator before the dealing deadline at 12pm.
- Recommendation: this Fund may not be appropriate for investors who plan to withdraw their money within a period of 5 years.

Risk and Reward Profile

Lower risk — Higher risk

Typically lower rewards — Typically higher rewards

1	2	3	4	**5**	6	7

The risk and reward indicator is based on historical data and may not be a reliable indication of the future risk profile of the Fund.

The risk and reward category shown is not guaranteed to remain unchanged and may shift over time. The lowest category does not mean a risk-free investment.

Why is this Fund in this specific category?

This Fund is classified in category 5 because its price or simulated data has shown medium to high fluctuations historically.

Material risks not fully captured by the Risk and Reward Indicator:

- **Counterparty Risk** The possibility that the counterparty to a transaction may be unwilling or unable to meet its obligations.
- **Derivatives Risk** Derivatives can behave unexpectedly. The pricing and volatility of many derivatives may diverge from strictly reflecting the pricing or volatility of their underlying reference(s), instrument or asset.
- **Exchange Rate Risk** Changes in currency exchange rates could reduce or increase investment gains or investment losses, in some cases significantly.
- **Index Tracking Risk** To the extent that the Fund seeks to replicate index performance by holding individual securities, there is no guarantee that its composition or performance will exactly match that of the target index at any given time ("tracking error").
- **Investment Leverage Risk** Investment Leverage occurs when the economic exposure is greater than the amount invested, such as when derivatives are used. A Fund that employs leverage may experience greater gains and/or losses due to the amplification effect from a movement in the price of the reference source.
- **Liquidity Risk** Liquidity is a measure of how easily the Fund's holdings can be quickly converted to cash. The value of the Fund's holdings may be significantly impacted by liquidity risk during adverse market conditions.
- **Operational Risk** Operational errors may affect transactions, valuation, accounting, financial reporting and other processes relating to the Fund.

Charges

The charges you pay are used to pay the running costs of the Fund, including the marketing and distribution costs. These charges reduce the potential growth of the investment.

One-off charges taken before or after you invest	
Entry charge	0.00%
Exit charge	0.00%
This is the maximum that might be taken out of your money before it is invested or before the proceeds of your investment are paid out.	
Charges taken from the Fund over a year	
Ongoing charge	0.06%
Charges taken from the Fund under certain specific conditions	
Performance fee	None

- The entry and exit charges shown are the maximum that may be charged. In some cases you may pay less. You can obtain the actual charges from your financial adviser.
- A conversion charge may be payable.
- The ongoing charges figure is based on last year's expenses for the year ending 15/11/2020. Charges may vary from year to year.

Further information on Charges can be found in the "Fees and Expenses" section of the Fund's Prospectus.

Past Performance

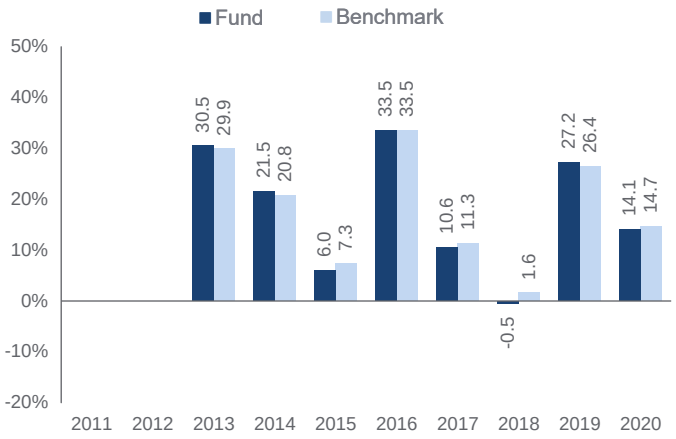

- Past performance is not a guide to future performance; the value of your investment and any income from it can go down as well as up.
- Performance returns are based on the net asset value with distributable income reinvested. Past performance takes account of all ongoing charges but not entry, exit or conversion charges.
- The past performance of this share class is calculated in GBP.
- The performance of the Fund is shown against the performance of the S&P 500 Index.
- The Fund was launched on 31 October 1988.

Practical Information

Depositary
State Street Trustees Limited.

Further information
Further information about the OEIC including the latest Prospectus, latest published prices of shares, annual report and half yearly report may be obtained free of charge, in English, from the Administrator, HSBC Global Asset Management (UK) Limited, Sunderland SR43 4BF or by visiting www.assetmanagement.hsbc.com. The most recent Prospectus is available in English. This document describes a single share class of the OEIC. The Prospectus, annual and half yearly reports are prepared for the entire OEIC.

Share classes
Other share classes are available, as detailed in the Prospectus. It is possible to convert your shares into a different share class or switch your shares into a different Fund within the OEIC. Details of how to do this are in the Prospectus (please note an initial charge may apply).

Remuneration Policy
The Remuneration Policy of the Authorised Corporate Director, which describes the remuneration practices and governance arrangements for UCITS and AIFMD Authorised entities, is available at www.assetmanagement.hsbc.com (please select "About Us" then "Our Governance" then "Remuneration Practices and Governance Arrangements for UCITS and AIFMD Authorised Entities") or on request free of charge from the Administrator.

Tax
UK tax legislation may have an impact on your personal position.

Management Company
HSBC Global Asset Management (UK) Limited, the Authorised Corporate Director, may be held liable solely on the basis of any statement contained in this document that is misleading, inaccurate or inconsistent with the relevant parts of the Prospectus for the OEIC.

Segregated liability
The OEIC is an umbrella investment company with segregated liability between Funds.This means that the holdings of one Fund are kept separate from the holdings of the other Funds and your investment in the Fund cannot be used to pay the liabilities of any other Fund.

The Fund is authorised in the United Kingdom and regulated by the Financial Conduct Authority. HSBC Global Asset Management (UK) Limited is authorised in the United Kingdom and regulated by the Financial Conduct Authority.

This key investor information is accurate as at 26 April 2021.

Key Investor Information

This document provides you with key investor information about this Fund. It is not marketing material. The information is required by law to help you understand the nature and the risks of investing in this Fund. You are advised to read it so you can make an informed decision about whether to invest.

Jupiter UK Special Situations Fund I-Class

I-Class Accumulation Units, ISIN: GB00B4KL9F89

The Manager is Jupiter Unit Trust Managers Limited.

Objectives and investment policy

Objective
The Fund objective is to provide a return, net of fees, higher than that provided by the FTSE All-Share Index over the long term (at least five years).

Policy
At least 70% of the Fund is invested in shares of companies based in the UK (i.e. companies domiciled, headquartered or which conduct a majority of their business activity, in the UK). Up to 30% of the Fund may be invested in other assets, including shares of other companies (which may be based anywhere in the world), open-ended funds (including funds managed by Jupiter and its associates), cash and near cash.

Strategy
The fund manager will apply a disciplined, repeatable process to identify shares of companies which are considered to be undervalued and demonstrate strong balance sheets.

The Fund will tend to invest in a carefully selected number of companies where the manager has the highest conviction.

Benchmarks
Target benchmark – FTSE All Share Index

The FTSE All Share Index is an industry standard index and is one of the leading representations of UK stock markets. It is easily accessible and provides a fair reflection of the Fund Manager's investment universe and a good relative measure to assess performance outcomes.

Comparator benchmark – IA UK All Companies Sector

Many funds sold in the UK are grouped into sectors by the Investment Association (the trade body that represents UK investment managers), to help investors to compare funds with broadly similar characteristics. This Fund is classified in the IA UK All Companies Sector.

Active Management
The Fund is actively managed. This means the fund manager is taking investment decisions with the intention of achieving the Fund's investment objective; this may include decisions regarding asset selection, regional allocation, sector views and overall level of exposure to the market. The fund manager is not in any way constrained by the benchmark in their portfolio positioning, and will not hold all, or indeed may not hold any, of the benchmark constituents.

Any income arising in relation to this share class will be accumulated (i.e. automatically reinvested and reflected in the price of the shares).

Investors are able to buy and sell units during any business day between 9am and 5.30pm. If you tell us to buy or sell units before 12pm on any business day we will make the transaction on the same day. If you tell us to buy or sell units after 12pm we will make the transaction on the following business day.

Recommendation
This fund may not be suitable for investors who plan to withdraw their capital within 5 years.

Risk and reward profile

The Risk and Reward Indicator table demonstrates where the Fund ranks in terms of its potential risk and reward. The higher the rank the greater the potential reward but the greater the risk of losing money. It is based on past data, may change over time and may not be a reliable indication of the future risk profile of the Fund. The shaded area in the table below shows the Fund's ranking on the Risk and Reward Indicator.

Typically lower rewards, lower risk — **Typically higher rewards, higher risk**

- The lowest category does not mean 'no risk'.
- The Fund is in this category due to the nature of its investments and previous levels of volatility (how much the value of the Fund rises and falls).
- Market and exchange rate movements can cause the value of an investment to fall as well as rise, and you may get back less than originally invested.
- The Fund tends to invest in fewer companies and may be more volatile than a broadly diversified one.

Charges

One-off charges taken before or after you invest

Entry charge	0.00%
Exit charge	0.00%

These are the maximum charges that we might take out of your money before it is invested and before we pay out the sale proceeds of your investment.

Charges taken from the Fund over a year

Ongoing charges	0.76%

Charges taken from the Fund under specific conditions

Performance fee	NONE

- The charges you pay are used to pay the costs of running the Fund, including the costs of marketing and distributing it. These charges reduce the potential growth of your investment.
- The ongoing charges figure in this document is based on fees and expenses for the year ended 31 December 2021. This figure is fixed and It excludes the costs of buying or selling assets for the Fund.
- Further information about charges is available in sections 18 and 19 of the Scheme Particulars which are available from Jupiter on request.

Past performance

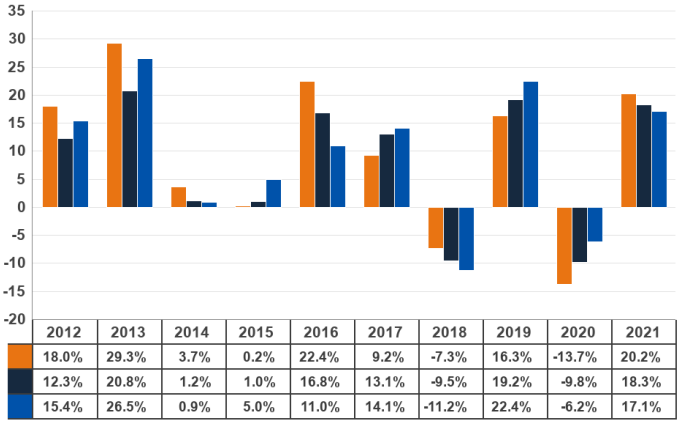

	2012	2013	2014	2015	2016	2017	2018	2019	2020	2021
Fund	18.0%	29.3%	3.7%	0.2%	22.4%	9.2%	-7.3%	16.3%	-13.7%	20.2%
Target Benchmark	12.3%	20.8%	1.2%	1.0%	16.8%	13.1%	-9.5%	19.2%	-9.8%	18.3%
Comparator Benchmark	15.4%	26.5%	0.9%	5.0%	11.0%	14.1%	-11.2%	22.4%	-6.2%	17.1%

Source: Jupiter/Factset SPAR 2021

Fund
Target Benchmark
Comparator Benchmark

- Past performance is not a guide to future performance.
- Fund launch date: 03/06/1996
- Share/unit class launch date: 15/06/2009
- Performance is calculated in GBP.
- The past performance shown in the chart includes all charges except any entry and exit charges.
- Target Benchmark - FTSE All Share
- Comparator Benchmark - IA UK All Companies

Practical information

- The Trustee and Depositary of the Fund is Northern Trust Investor Services Limited ("NTISL"). NTISL has delegated custody services to The Northern Trust Company, London Branch.
- Further information can be found by requesting the Scheme Particulars or annual and half-yearly report and accounts which are available from Jupiter on request by contacting our Customer Services Team on 0800 561 4000. These documents are available in English and are free of charge.
- Jupiter operates a Group-wide remuneration policy, overseen by an independent Remuneration Committee. Details of this policy, including an overview of remuneration elements and associated governance processes, are set out on our website https://www.jupiteram.com/corporate/Governance/Risk-management. A paper copy of these Remuneration Disclosures is available free of charge, upon request.
- Unit prices can be found by visiting the Jupiter website, www.jupiteram.com.
- Tax law may have an impact on your own tax position. We advise you to take tax advice where necessary.
- Jupiter Unit Trust Managers Limited may be held liable solely on the basis of any statement contained in this document that is misleading, inaccurate or inconsistent with the relevant parts of the Scheme Particulars of the Fund.
- Other unit classes are available. Further information is available from Jupiter on request.

Key Investor Information

This document provides you with key investor information about this fund. It is not marketing material. The information is required by law to help you understand the nature and the risks of investing in this fund. You are advised to read it so you can make an informed decision about whether to invest.

Man GLG Japan CoreAlpha Fund Professional Accumulation Shares (Class C)

(ISIN:GB00B0119B50) Man GLG Japan CoreAlpha Fund (the 'Fund') is a sub-fund of Man International ICVC (the 'Company').

Man Fund Management UK Limited, part of Man Group plc, is the Authorised Corporate Director.

Objectives and investment policy

- The Fund seeks to provide capital growth by outperforming (net of fees) each of (i) TOPIX Total Return Index ("TOPIX") and (ii) Russell/Nomura Large Cap Value Total Return Index ("RNLCV"), both converted to sterling, in a rolling five year period.
- The Fund will invest at least 80% of its assets in (i) equities of Japanese companies; or (ii) companies which derive a substantial part of their revenues from activities in Japan. The Fund may also invest in other transferable securities, units or shares in collective investment schemes (which may include those managed by the ACD or one or more of its associates), and money market instruments (securities used by governments, companies and others who wish to borrow money for short periods, usually less than a year). The Fund can hold no more than 10% of its assets in any one body corporate (including collective investment schemes). In exceptional market conditions and/or for liquidity management purposes, the Fund may hold a significant amount (or all) of its net asset value in cash and near cash, deposits and government and public securities.
- The Fund is actively managed, meaning that the Investment Manager will use its expertise to pick investments to achieve the Fund's objective. The Investment Manager selects investments from the largest 300 listed companies by market capitalisation listed on the Tokyo Stock Exchange. The Investment Manager's investment process focuses on selecting stocks which it considers to be undervalued based on their Price to Book ratio (which compares a company's share price with the accounting value of its assets ("PBR")) relative to TOPIX. The Fund has a "Value" bias, as opposed to funds which have a "Growth" bias (i.e. invest in companies with high PBRs). The Investment Adviser considers the sector weighting composition of the Fund against RNLCV's for portfolio construction and typically aims to stay within +/-15% relative to TOPIX.
- The Fund will expect to hold a small number of positions (usually between 35 to 55 positions).
- *Use of financial derivative instruments (''FDI'').* The Fund may use FDI (instruments whose prices are dependent on one or more underlying assets) to achieve the investment objective and for efficient portfolio management to hedge (a technique using investments to reduce risk) against anticipated movements in a market or security. The Fund may use currency transaction and techniques to hedge the Fund's currency exposure where securities held by the Fund are denominated in currencies other than the base currency.
- *Benchmarks.* The Fund is managed with reference to benchmarks. The Fund's performance target (as described above) has been chosen on the basis that the ACD considers it sets a reasonable performance target for the Fund to achieve, taking into account a number of factors including (for instance) the investment strategy pursued by the Investment Adviser and the assets in which the Fund will principally invest. These benchmarks are also used for investment purposes (which can include construction of the Fund's portfolio universe and/or to assist with the management of risk in the Fund).
- *Dealing.* Shares can be bought and sold on each Dealing Day, as detailed in the Fund prospectus.
- *Investment Horizon:* This Fund may not be appropriate for investors who plan to withdraw their money within 5 years.
- *Treatment of income.* Income earned on investments will be added to the value of investors' shares.

Risk and reward profile

Lower risk ← → Higher risk

Typically lower rewards — Typically higher rewards

1	2	3	4	5	**6**	7

- The lowest category does not mean 'risk free'.
- The risk and reward profile is not guaranteed and may change over time.
- Historical data may not be a reliable indication for the future.
- The risk category for this share class is 6 as funds of this nature engage in strategies that typically have a high volatility. The calculation is based on the historical volatility of the Fund's performance. Where there is insufficient Fund performance the calculation is based on either the historical volatility of a relevant benchmark for the investment strategy or the manager's Value at Risk limit for the Fund. Please refer to the prospectus for further information relating to the Value at Risk.

The following risks may not be fully captured by the risk and reward profile:

- Liquidity characteristics of non-exchange listed investments can be irregular, and may result in higher than anticipated costs to liquidate the investment.
- The Fund will be exposed to credit risk on counterparties with which it trades in relation to on-exchange traded instruments such as futures and options and where applicable, 'over-the-counter' ("OTC","non-exchange") transactions. OTC instruments may also be less liquid and are not afforded the same protections that may apply to participants trading instruments on an organised exchange.
- The Fund may invest in financial derivative instruments ("FDI") (instruments whose prices are dependent on one or more underlying asset) typically for hedging purposes. The use of FDI involves additional risks such as high sensitivity to price movements of the asset on which it is based. The use of FDI may multiply the gains or losses.
- The Fund is a specialist country-specific fund which, as a result, may carry greater risk than a more internationally diversified portfolio.
- The Fund is subject to normal market fluctuations and the risks associated with investing in international securities markets.
- The value of your investment and the income from it may rise as well as fall and you may not get back the amount originally invested.
- There is no guarantee that the Fund will achieve its investment objective.

A complete description of risks is set out in the prospectus section entitled 'Risk Factors'.

Charges

The charges you pay are used to pay the costs of running the Fund. These charges reduce the potential growth of your investment.

One-off charges taken before or after you invest

Entry charge	None
Exit charge	None

This is the maximum that might be taken out of your money before it is invested / before the proceeds of your investment are paid out.

Charges taken from the fund over a year

Ongoing charges	0.90%

Charges taken from the fund under certain specific conditions

Performance fee	None

The entry and exit charges shown are maximum figures and in some cases you might pay less. Please refer to your financial advisor or the distributor for the actual charges.

The ongoing charges figure is based on expenses for the year ending 31/05/2021.

This figure may vary from year to year. It excludes performance fees (where applicable) and portfolio transaction costs, except in the case of an entry/exit charge paid by the Fund when buying or selling units in another sub-fund.

If you switch between different sub-funds of the Company you may pay a switching charge on your subscription to the new sub-fund. This charge may be an amount equal to the entry charge of the new sub-fund.

For detailed information on charges and fees please see the 'Fees and Expenses' section of the prospectus.

Past performance

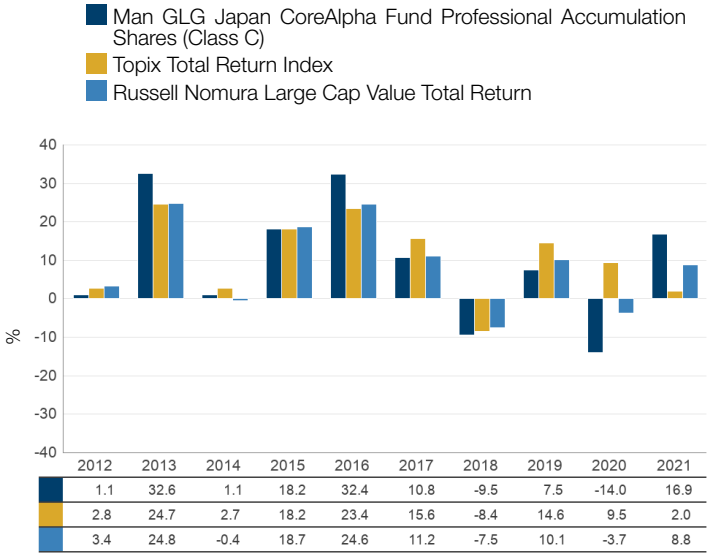

	2012	2013	2014	2015	2016	2017	2018	2019	2020	2021
Man GLG Japan CoreAlpha Fund Professional Accumulation Shares (Class C)	1.1	32.6	1.1	18.2	32.4	10.8	-9.5	7.5	-14.0	16.9
Topix Total Return Index	2.8	24.7	2.7	18.2	23.4	15.6	-8.4	14.6	9.5	2.0
Russell Nomura Large Cap Value Total Return	3.4	24.8	-0.4	18.7	24.6	11.2	-7.5	10.1	-3.7	8.8

- The Fund was authorised in 2004.
  This share class was launched on 25 May 2004.
- The past performance chart shows the annual performance, calculated in GBP, for each full calendar year since launch.
- The performance in this table includes all fees and expenses, excluding any entry or exit charges, and shows percentage year-on-year changes in Fund value.
- Please be aware that past performance is not a reliable indicator of, or guide to, future performance.
- The Fund is not an index-tracker and does not seek to track the benchmark shown in the past performance chart. The benchmark performance data is shown for performance comparison purposes only.

Practical information

- The Fund is a sub-fund of the Company which is an umbrella scheme comprising a number of sub-funds.
- The Bank of New York Mellon (International) Limited is the depositary of the Company. The Fund's assets are treated as being segregated from the assets of other sub-funds of the Company.
- Additional information related to the Fund is located in the prospectus which is produced in an official language of the jurisdictions in which the Fund is registered for public sale. The prospectus is available together with the most recent financial statements, information on other share classes and the latest prices of shares free of charge at www.man.com.
- The Fund is subject to taxation legislation in the UK, which may have an impact on your personal tax position as an investor in the Fund.

  Man Fund Management UK Limited may be held liable solely on the basis of any statement contained in this document that is misleading, inaccurate or inconsistent with the relevant parts of the prospectus for the Fund.
- You may switch shares in the Fund for shares in any other sub-fund of the Company. Further information and provisions are in the prospectus.
- Details of Man Fund Management UK Limited's Remuneration Policy are available at www.man.com/mfm-remuneration-policy, including: (a) a description of how remuneration and benefits are calculated; and (b) the identity of persons responsible for awarding remuneration and benefits. A paper copy of these details may be obtained, free of charge, at Man Fund Management UK Limited at Riverbank House, 2 Swan Lane, London, EC4R 3AD, United Kingdom.
- The intellectual property rights and any other rights in this index (the “Index”) belong to Nomura Securities Co., Ltd. (“Nomura”) and Frank Russell Company (“Russell”). Nomura and Russell do not guarantee accuracy, completeness, reliability, usefulness, marketability, merchantability or fitness of the Index, and do not account for business activities or services that any Index user and/or its affiliates undertakes with the use of the Index. See: https://www.man.com/indices-disclaimer for full disclaimers.
- The TOPIX Index Value and the TOPIX Marks are subject to the proprietary rights owned by Tokyo Stock Exchange, Inc. and Tokyo Stock Exchange, Inc. owns all rights and know-how relating to the TOPIX such as calculation, publication and use of the TOPIX Index Value and relating to the TOPIX Marks. No Product is in any way sponsored, endorsed or promoted by Tokyo Stock Exchange, Inc. See: https://www.man.com/indices-disclaimer for full disclaimers.

OEIC | KIID

Key investor information

This document provides you with key investor information about this fund. It is not marketing material. The information is required by law to help you understand the nature and the risks of investing in this fund. You are advised to read it so you can make an informed decision about whether to invest.

Global Franchise Fund

A sub-fund of Ninety One Fund Series iv managed by Ninety One Fund Managers UK Limited

Class I Accumulation shares in sterling
ISIN: GB00B7VHRM91

Objectives and investment policy

The Fund aims to provide capital growth (to grow the value of your investment) over at least 5 years.

The Fund invests primarily (at least two-thirds) in the shares of companies around the world.

The Fund focuses on investing in companies believed to be of high quality which are typically associated with global brands or franchises.

Investment opportunities are identified using in-depth analysis and research on individual companies.

The Fund may at times invest in a relatively small number of companies. These companies may be of any size and in any industry sector.

The Fund may also invest in other transferable securities, money market instruments, cash or near cash, deposits, up to 10% in units or shares in other funds (which may be managed by a Ninety One group company, or a third party) and derivatives.

Derivatives (financial contracts whose value is linked to the price of an underlying asset) may be used for investment purposes (i.e. in order to achieve the Fund's investment objectives) or for efficient portfolio management purposes e.g. with the aim of either managing the Fund risks or reducing the costs of managing the Fund.

The Fund is actively managed. This means the Investment Manager is free to select investments with the aim of achieving the Fund's objectives.

The MSCI AC World Net Return Index is used for performance comparison. The Fund does not seek to replicate the index.

The Investment Association Global Sector (a peer group of broadly similar funds) average is an additional measure by which you can compare the Fund's performance.

Any income due from your investment is reflected in the value of your shares rather than being paid out.

You can typically buy or sell shares in the Fund on any business day.

Recommendation: this Fund may not be appropriate for investors who plan to withdraw their money within 5 years.

Risk and reward profile

Lower risk
Potentially lower rewards

Higher risk
Potentially higher rewards

1	2	3	4	**5**	6	7

This indicator is based on historical data and may not be a reliable indication of the future risk profile of the Fund. The risk and reward category shown is not guaranteed to remain unchanged and may shift over time. The lowest category does not mean 'risk free'.

The value of your investment and any income from it can fall as well as rise and you are not certain of making profits; losses may be made.

Environmental, social or governance related risk events or factors, if they occur, could cause a negative impact on the value of the investments made by the Fund.

The Fund appears towards the middle of the Risk and Reward Indicator scale. This is because the Fund invests in the shares of companies, whose values tend to fluctuate widely.

Risks that may not be fully captured by the Risk and Reward Indicator:

Concentrated portfolio: The portfolio invests in a relatively small number of individual holdings. This may mean wider fluctuations in value than more broadly invested portfolios.

Currency exchange: Changes in the relative values of different currencies may adversely affect the value of investments and any related income.

Derivatives: The use of derivatives is not intended to increase the overall level of risk. However, the use of derivatives may still lead to large changes in value and includes the potential for large financial loss. A counterparty to a derivative transaction may fail to meet its obligations which may also lead to a financial loss.

Equity investment: The value of equities (e.g. shares) and equity-related investments may vary according to company profits and future prospects as well as more general market factors. In the event of a company default (e.g. insolvency), the owners of their equity rank last in terms of any financial payment from that company.

The full list of Fund risks are contained in the appendices of the Ninety One Funds Series omnibus prospectus.

Charges

The charges you pay are used to pay the costs of running the Fund, including the costs of marketing and distributing it. These charges reduce the potential growth of your investment.

The entry charge shown is the most you might pay, in some cases you might pay less.

You can find out actual entry charges from your financial adviser.

The ongoing charges figure is based on last year's expenses for the year ending 31 May 2021. The figure excludes any performance fee and portfolio transaction costs, except in the case of an entry or exit charge paid by the Fund when buying or selling units in another fund. Ongoing charges may vary from year to year.

For more information about charges,please see section 7 of the Ninety One Funds Series omnibus prospectus.

One-off charges taken before or after you invest

Entry charge	None
Exit charge	None

This is the maximum that might be taken out of your money before it is invested.

Charges taken from the fund over a year

Ongoing charge	0.84%

Charges taken from the fund under certain specific conditions

Performance fee	None

Past Performance

Past performance is not a guide to future performance. The value of your investment and income from it may go down as well as up and you may not get back the amount you invested.

The Fund does not track an index, any index shown is for illustrative purposes only.

The past performance shown in the chart takes account of all charges except the Fund's entry charge and the past performance is calculated in sterling.

The Fund was launched on 1 October 2012 and this share class on 1 October 2012.

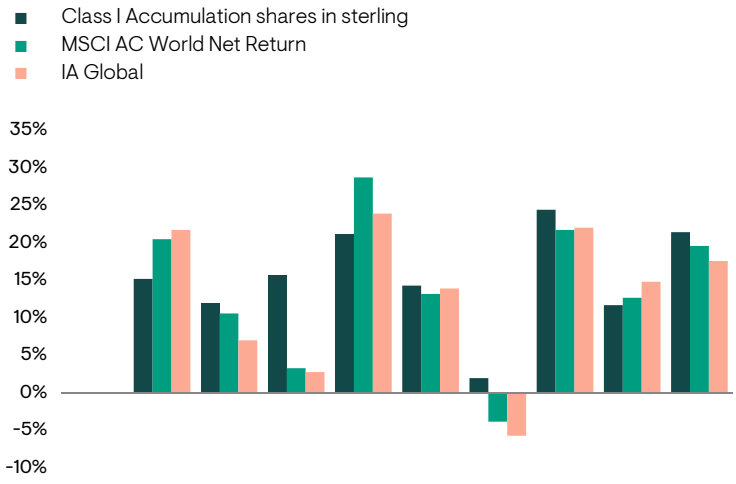

	2012	2013	2014	2015	2016	2017	2018	2019	2020	2021
Fund		15.2%	11.9%	15.7%	21.1%	14.3%	2.0%	24.4%	11.7%	21.4%
Index		20.5%	10.6%	3.3%	28.7%	13.2%	-3.8%	21.7%	12.7%	19.6%
Sector		21.7%	7.0%	2.8%	23.9%	13.9%	-5.7%	22.0%	14.8%	17.6%

Practical Information

The Fund's depositary is State Street Trustees Limited. The latest published prices for shares in the Fund are available on www.ninetyone.com. Other share classes are available for this Fund as described in the Ninety One Funds Series omnibus prospectus. UK tax legislation may have an impact on your personal tax position.

The Fund is a sub-fund of Ninety One Funds Series iv. You may switch between other Ninety One Funds Series i, ii, iii or iv sub-funds or share classes of the same sub-fund at no extra charge (unless the other share class has a higher entry charge, in which case the difference may be payable).

Details on switching are contained in section 3 of the Ninety One Funds Series omnibus prospectus. The assets of the Fund are ring-fenced and cannot be used to pay the debts of other Ninety One sub-funds in the same Ninety One Fund Series.

Ninety One Fund Managers UK Limited may be held liable solely on the basis of any statement contained in this document that is misleading, inaccurate or inconsistent with the relevant parts of the Ninety One Funds Series omnibus prospectus.

The latest remuneration policy relating to Ninety One Fund Managers UK Limited is available free of charge on request from the address below or from: www.ninetyone.com/remuneration

English language copies of the Ninety One Funds Series omnibus prospectus and Ninety One Funds Series iv latest annual and semi-annual reports may be obtained free of charge from Ninety One Fund Managers UK Limited, 55 Gresham Street, London EC2V 7EL.

This Fund is authorised in the United Kingdom and regulated by the Financial Conduct Authority.

This Key Investor Information Document is accurate as at 18 February 2022.

GB00B7VHRM91/EN

Schroders

Key Investor Information

This document provides you with key investor information about this fund. It is not marketing material. The information is required by law to help you understand the nature and the risks of investing in this fund. You are advised to read it so you can make an informed decision about whether to invest.

Schroder Asian Alpha Plus Fund

an Authorised Unit Trust of Schroder Unit Trusts Limited

Class Z Accumulation GBP (GB00B5BG4980)

This fund is managed by Schroder Unit Trusts Limited, which is a member of the Schroders Group.

Objectives and investment policy

Objectives

The fund aims to provide capital growth in excess of the MSCI AC Asia ex Japan (Net Total Return) index (after fees have been deducted) over a 3 to 5 year period by investing in equities of Asian companies, excluding Japan.

Investment Policy

The fund is actively managed and invests at least 80% of its assets in equities of Asian companies, excluding Japan.

'Alpha' funds invest in companies in which the investment manager has a high conviction that the current share price does not reflect the future prospects for that business.
The fund benefits from the investment manager's established research capabilities in the Asia (excluding Japan) region that identifies companies with positive cash flow, balance-sheet strength and valuation support.

The fund may also invest directly or indirectly in other securities (including in other asset classes), countries, regions, industries or currencies, collective investment schemes (including Schroder funds), warrants and money market instruments, and hold cash.

The fund may use derivatives with the aim of achieving investment gains, reducing risk or managing the fund more efficiently.

Benchmark

The fund's performance should be assessed against its target benchmark, being to exceed the MSCI AC Asia ex Japan (Net Total Return) index, and compared against the Investment Association Asia Pacific ex Japan sector average return. The investment manager invests on a discretionary basis and is not limited to investing in accordance with the composition of the benchmark.

Dealing Frequency

You may redeem your investment upon demand. This fund deals daily.

Distribution Policy

This unit class accumulates income received from the fund's investments, meaning it is kept in the fund and its value is reflected in the price of the unit class.

Risk and reward profile

Lower risk — Potentially lower reward

Higher risk — Potentially higher reward

The risk and reward indicator

The risk category was calculated using historical performance data and may not be a reliable indicator of the fund's future risk profile.

The fund's risk category is not guaranteed to remain fixed and may change over time.

A fund in the lowest category does not mean a risk-free investment.

The fund is in this category because it can take higher risks in search of higher rewards and its price may rise and fall accordingly.

Risk factors

Currency risk: The fund may lose value as a result of movements in foreign exchange rates.

Emerging Markets & Frontier risk: Emerging markets, and especially frontier markets, generally carry greater political, legal, counterparty, operational and liquidity risk than developed markets.

Liquidity risk: In difficult market conditions, the fund may not be able to sell a security for full value or at all. This could affect performance and could cause the fund to defer or suspend redemptions of its shares.

Operational risk: Operational processes, including those related to the safekeeping of assets, may fail. This may result in losses to the fund.

Performance risk: Investment objectives express an intended result but there is no guarantee that such a result will be achieved. Depending on market conditions and the macro economic environment, investment objectives may become more difficult to achieve.

IBOR: The transition of the financial markets away from the use of interbank offered rates (IBORs) to alternative reference rates may impact the valuation of certain holdings and disrupt liquidity in certain instruments. This may impact the investment performance of the fund.

Derivatives risk: Derivatives may be used to manage the portfolio efficiently. The fund may also materially invest in derivatives including using short selling and leverage techniques with the aim of making a return. A derivative may not perform as expected, may create losses greater than the cost of the derivative and may result in losses to the fund.

Charges

One-off charges taken before or after you invest	
Entry charge	None
Exit charge	None

This is the maximum that might be taken out of your money before it is invested or before the proceeds of your investment are paid out.

Charges taken from the fund over a year	
Ongoing charges	0.92%

Charges taken from the fund under certain specific conditions
Performance fee
None

The charges you pay are used to pay the costs of running the fund, including the costs of marketing and distributing it. These charges reduce the potential growth of your investment.

The entry and exit charges shown are maximum figures and in some cases you might pay less. You can find out the actual entry and exit charges from your financial advisor.

The ongoing charges figure is based on the last year's expenses for the year ending December 2021 and may vary from year to year. The ongoing charge figure excludes portfolio transaction costs. The charges are mostly, if not exclusively, the Schroders Annual Charge (as may be discounted for retail unit classes depending on the size of the fund) but certain additional expenses may be charged as set out in the prospectus. The Schroders Annual Charge (without any discount) for this unit class of the fund is 0.94%. The fund's annual report for each financial year will include details on the exact charges made including any discounts.

Please see the prospectus for more details about the charges.

Past performance

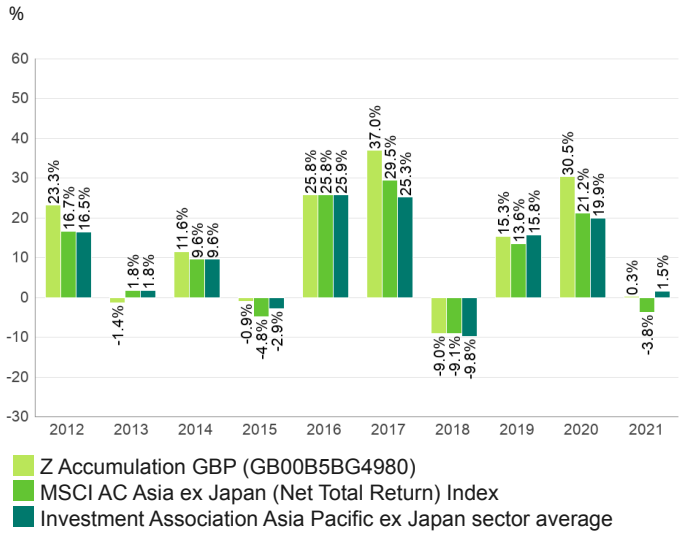

Past performance is not a guide to future performance and may not be repeated. The value of investments may go down as well as up and you may not get back the amount you originally invested.

The chart shows performance in British pound after the ongoing charges and the portfolio transaction costs have been paid.

The fund was launched on 26/11/2007.
The shareclass was launched on 11/05/2011.
Performance figures are only available since the launch of the respective share class.

Practical information

Trustee: J. P. Morgan Europe Ltd.

Further Information: You can get further information about this fund, including the prospectus, latest annual report, any subsequent half-yearly reports and the latest price of units from **www.schroders.com/ukinvestor** and from Schroders, PO Box 1402, Sunderland, SR43 4AF, England, telephone 0800 182 2399. They are in English, free of charge.

Tax Legislation: The fund is subject to UK tax legislation which may have an impact on your personal tax position.

Liability: Schroder Unit Trusts Ltd may be held liable solely on the basis of any statement contained in this document that is misleading, inaccurate or inconsistent with the relevant parts of the fund's prospectus.

Switches: Subject to conditions, you may apply to switch your investment into another unit class within this fund or in another Schroder fund. Please see the prospectus for more details.

Remuneration Policy: A summary of Schroders' remuneration policy and related disclosures is at **www.schroders.com/remuneration-disclosures**. A paper copy is available free of charge upon request.
The policy includes a description of how remuneration and benefits are calculated & the identities of persons responsible for awarding the remuneration and benefits.

Glossary: You can find an explanation of some of the terms used in this document at **www.schroders.com/ukinvestor/glossary**.

Benchmark: The target benchmark has been selected because it is representative of the type of investments in which the fund is likely to invest, and it is, therefore, an appropriate target in relation to the return that the fund aims to provide. The comparator benchmark has been selected because the investment manager believes that this benchmark is a suitable comparison for performance purposes given the fund's investment objective.

Schroders

Key Investor Information

This document provides you with key investor information about this fund. It is not marketing material. The information is required by law to help you understand the nature and the risks of investing in this fund. You are advised to read it so you can make an informed decision about whether to invest.

Schroder US Smaller Companies Fund

an Authorised Unit Trust of Schroder Unit Trusts Limited

Class Z Accumulation GBP (GB00B7LDL923)

This fund is managed by Schroder Unit Trusts Limited, which is a member of the Schroders Group.

Objectives and investment policy

Objectives

The fund aims to provide capital growth in excess of Russell 2000 Lagged (Gross Total Return) index (after fees have been deducted) over a 3 to 5 year period by investing in equities of small-sized US companies.

Investment policy

The fund is actively managed and invests at least 80% of its assets in equities of small-sized US companies. These are companies that, at the time of purchase, are similar in size to those comprising the bottom 20% by market capitalisation of the North American equity market. The fund may invest in small-sized Canadian companies.

The small cap universe is an extensive, diverse and constantly changing area of the North American market. The investment manager believes smaller companies offer investors exposure to some niche growth areas that, often, cannot be accessed through large companies. They also tend to grow more rapidly than larger companies.

The fund may also invest directly or indirectly in other securities (including in other asset classes), countries, regions, industries or currencies, collective investment schemes (including Schroder funds), warrants and money market instruments, and hold cash.

The fund may use derivatives with the aim of reducing risk and managing the fund more efficiently.

Benchmark

The fund's performance should be assessed against its target benchmark, being to exceed the Russell 2000 Lagged (Gross Total Return) index, and compared against the Investment Association North American Smaller Companies sector average return. The investment manager invests on a discretionary basis and is not limited to investing in accordance with the composition of the benchmark.

Dealing frequency

You may redeem your investment upon demand. This fund deals daily.

Distribution policy

This unit class accumulates income received from the fund's investments, meaning it is kept in the fund and its value is reflected in the price of the unit class.

Risk and reward profile

Lower risk — Potentially lower reward

Higher risk — Potentially higher reward

The risk and reward indicator

The risk category was calculated using historical performance data and may not be a reliable indicator of the fund's future risk profile.

The fund's risk category is not guaranteed to remain fixed and may change over time.

A fund in the lowest category does not mean a risk-free investment.

The fund is in this category because it can take higher risks in search of higher rewards and its price may rise and fall accordingly.

Risk factors

Concentration risk: The fund may be concentrated in a limited number of geographical regions, industry sectors, markets and/or individual positions. This may result in large changes in the value of the fund, both up or down.

Currency risk: The fund may lose value as a result of movements in foreign exchange rates.

Liquidity risk: In difficult market conditions, the fund may not be able to sell a security for full value or at all. This could affect performance and could cause the fund to defer or suspend redemptions of its shares.

Smaller Companies risk: Smaller companies generally carry greater liquidity risk than larger companies, and they may also fluctuate in value to a greater extent.

Operational risk: Operational processes, including those related to the safekeeping of assets, may fail. This may result in losses to the fund.

Performance risk: Investment objectives express an intended result but there is no guarantee that such a result will be achieved. Depending on market conditions and the macro economic environment, investment objectives may become more difficult to achieve.

IBOR: The transition of the financial markets away from the use of interbank offered rates (IBORs) to alternative reference rates may impact the valuation of certain holdings and disrupt liquidity in certain instruments. This may impact the investment performance of the fund.

Derivatives risk – Efficient Portfolio Management: Derivatives may be used to manage the portfolio efficiently. A derivative may not perform as expected, may create losses greater than the cost of the derivative and may result in losses to the fund.

Charges

One-off charges taken before or after you invest	
Entry charge	None
Exit charge	None

This is the maximum that might be taken out of your money before it is invested or before the proceeds of your investment are paid out.

Charges taken from the fund over a year	
Ongoing charges	0.92%

Charges taken from the fund under certain specific conditions
Performance fee
None

The charges you pay are used to pay the costs of running the fund, including the costs of marketing and distributing it. These charges reduce the potential growth of your investment.

The entry and exit charges shown are maximum figures and in some cases you might pay less. You can find out the actual entry and exit charges from your financial advisor.

The ongoing charges figure is based on the last year's expenses for the year ending December 2021 and may vary from year to year. The ongoing charge figure excludes portfolio transaction costs. The charges are mostly, if not exclusively, the Schroders Annual Charge (as may be discounted for retail unit classes depending on the size of the fund) but certain additional expenses may be charged as set out in the prospectus. The Schroders Annual Charge (without any discount) for this unit class of the fund is 0.92%. The fund's annual report for each financial year will include details on the exact charges made including any discounts.

Please see the prospectus for more details about the charges.

Past performance

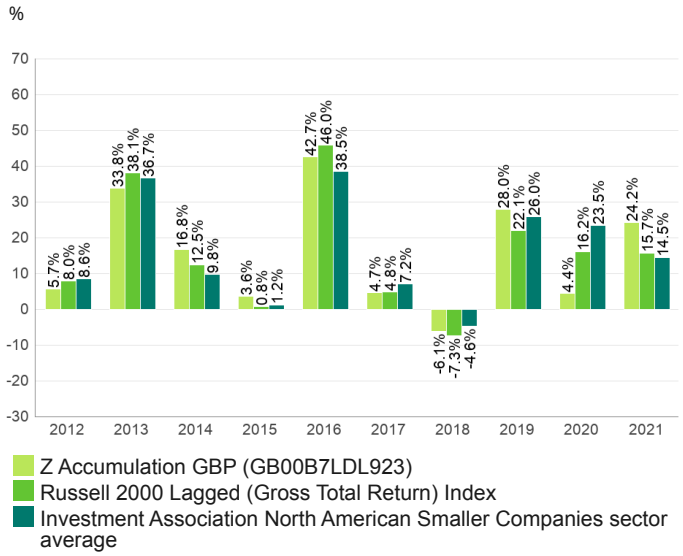

Past performance is not a guide to future performance and may not be repeated. The value of investments may go down as well as up and you may not get back the amount you originally invested.

The chart shows performance in British pound after the ongoing charges and the portfolio transaction costs have been paid.

The fund was launched on 14 February 1990.
The shareclass was launched on 10 February 2012.
Performance figures are only available since the launch of the respective unit class.

Practical information

Trustee: J. P. Morgan Europe Ltd.

Further Information: You can get further information about this fund, including the prospectus, latest annual report, any subsequent half-yearly reports and the latest price of units from **www.schroders.com/ukinvestor** and from Schroders, PO Box 1402, Sunderland, SR43 4AF, England, telephone 0800 182 2399. They are in English, free of charge.

Tax legislation: The fund is subject to UK tax legislation which may have an impact on your personal tax position.

Liability: Schroder Unit Trusts Ltd may be held liable solely on the basis of any statement contained in this document that is misleading, inaccurate or inconsistent with the relevant parts of the fund's prospectus.

Switches: Subject to conditions, you may apply to switch your investment into another unit class within this fund or in another Schroder fund. Please see the prospectus for more details.

Remuneration Policy: A summary of Schroders' remuneration policy and related disclosures is at **www.schroders.com/remuneration-disclosures**. A paper copy is available free of charge upon request.
The policy includes a description of how remuneration and benefits are calculated & the identities of persons responsible for awarding the remuneration and benefits.

Glossary: You can find an explanation of some of the terms used in this document at **www.schroders.com/ukinvestor/glossary**.

Benchmark: The target benchmark has been selected because it is representative of the type of investments in which the fund is likely to invest, and it is, therefore, an appropriate target in relation to the return that the fund aims to provide. The comparator benchmark has been selected because the investment manager believes that this benchmark is a suitable comparison for performance purposes given the fund's investment objective.

Key Investor Information

This document provides you with key investor information about this fund. It is not marketing material. The information is required by law to help you understand the nature and the risks of investing in this fund. You are advised to read it so you can make an informed decision about whether to invest.

TBFS

TB Amati UK Smaller Companies B Acc

TB Amati UK Smaller Companies Fund, a sub-fund of the TB Amati Investment Funds B Accumulation, ISIN: GB00B2NG4R39
The Authorised Corporate Director of this Fund is: T. Bailey Fund Services Limited.

Objectives and investment policy

The Fund aims to provide long term capital growth over periods of 5 years or longer.

At least 80% of the Fund will typically be invested in shares, equity-related securities or bonds in or issued by UK smaller companies. For these purposes, UK companies are companies incorporated or domiciled in the UK, or companies that are listed in the UK and have the majority of their economic activity in the UK. Smaller companies are companies which form the bottom 10% of the UK equity market by market capitalisation.

The Fund may also invest (up to 20%) in shares, equity-related securities or bonds in or issued by companies which are not UK smaller companies, money market instruments, cash or near cash. There may be occasions when the Investment Manager chooses to hold large degrees in these asset classes in order to protect returns in certain market conditions (e.g. severe market downturns).

Up to 10% of the Fund may be invested in collective investment schemes (which may include those managed or operated by the ACD and its associates).

The Fund is actively managed, taking into account the Investment Manager's views on growth opportunities and prevailing market conditions.

Derivatives may be used for Efficient Portfolio Management purposes to reduce risk or cost or to generate additional capital or income.

The Fund is not managed to generate an income. Any income arising from the Fund is reinvested. In other words all units are accumulation units.

Investors can redeem units on demand, at the daily valuation point of 12 noon (UK time) when this is a normal business day in the UK.

Recommendation: this Fund may not be appropriate for investors who plan to withdraw their money in the short-term (within 5 years). The Fund should be viewed as a medium to long-term investment only.

Risk and reward profile

The Risk and Reward Indicator table demonstrates where the Fund ranks in terms of its potential risk and reward. The higher the rank the greater the potential reward but the greater the risk of losing money. It is based on past data, may change over time and may not be a reliable indication of the future risk profile of the Fund. The shaded area in the table below shows the Fund's ranking on the Risk and Reward Indicator.

Typically lower rewards, lower risk — **Typically higher rewards, higher risk**

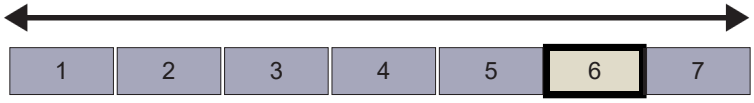

- The Fund is in the above risk category because it invests in shares.
- Smaller companies' securities are often traded less frequently than those of larger companies, this means they may be more difficult to buy and sell. Their prices may also be subject to short term swings.
- The lowest category does not mean a fund is a risk free investment.
- The value of investments may go down as well as up in response to general market conditions and the performance of the assets held. Investors may not get back the money which they invested.
- There is no guarantee that the Fund will meet its stated objectives.
- The movements of exchange rates may lead to further changes in the value of investments and the income from them.
- There is a risk that any company providing services such as safe keeping of assets or acting as counterparty to derivatives may become insolvent, which may cause losses to the Fund.

Charges

The charges you pay are used to pay the costs of running the Fund, including the costs of marketing and distributing it. These charges reduce the potential growth of your investment.

One-off charges taken before or after you invest	
Entry charge	0.00%
Exit charge	0.00%

These are the maximum charges that we might take out of your money before it is invested and before we pay out the sale proceeds of your investment. In some cases, you might pay less and you should speak to your financial adviser about this.

Charges taken from the Fund over a year	
Ongoing charges	0.89%

Charges taken from the Fund under specific conditions	
Performance fee	No

- The ongoing charges figure is based on the expenses incurred by the Fund for the year ended 31 January 2021.
- The figure may vary from year to year. It excludes payments related to interest on borrowing and portfolio transaction costs, except in the case of transaction fees payable to the custodian.
- For details of the actual charges, please contact your financial adviser/distributor.

Past performance

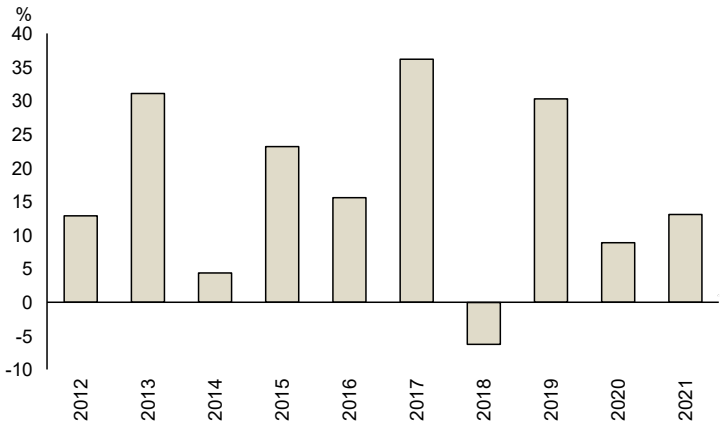

	2012	2013	2014	2015	2016	2017	2018	2019	2020	2021
Fund	12.9	31.1	4.4	23.2	15.6	36.2	-6.3	30.3	8.9	13.1

Source: FE fundinfo 2022

- You should be aware that past performance is not a guide to future performance.
- Fund launch date: 18/12/1998.
- Share/unit class launch date: 29/07/2008.
- Performance is calculated in GBP.
- The Fund was created as a new investment structure by the transfer of the First State British Smaller Companies Fund in July 2008.
- Performance is shown inclusive of all charges, except entry charges.
- Performance is shown on a total return basis (on the basis that distributable income has been reinvested).

Practical information

- Further information about the Fund including the Prospectus & Supplementary Information document is available free of charge at www.tbaileyfs.co.uk. Please contact T. Bailey for copies of the latest annual and half-yearly reports. All documents are available in English only.
- This Key Investor Information is prepared for the TB Amati UK Smaller Companies Fund, a compartment of the TB Amati Investment Funds, a UCITS. The Prospectus and periodic reports referred to above are prepared for the entire UCITS.
- Although as at the date shown below no other compartments have been launched, any subsequent compartment would be a segregated portfolio of assets and those assets can only be used to meet the liabilities of, or claims against, that compartment.
- Latest prices are published at www.tbaileyfs.co.uk.
- The Fund's home Member State is the UK and this may have an impact on the personal tax position of the investor. Please seek professional advice from your Financial Adviser if you are unsure.
- The depositary of the Fund is NatWest Trustee and Depositary Services Limited.
- T. Bailey Fund Services Limited may be held liable solely on the basis of any statement contained in this document that is misleading, inaccurate or inconsistent with the relevant parts of the Prospectus for the Fund.
- Details of the up to date remuneration policy which includes a description of how remuneration and benefits are calculated and the identities of the persons responsible for awarding remuneration and benefits, are available at www.tbaileyfs.co.uk and a paper copy will be available free of charge upon request.
- Another share class is available in this Fund: (A Accumulation & B Accumulation) please see separate Key Investor Information document for details. Investors have the right to request a switch to the other share class of this Fund or to another fund in the TB Amati Investment Funds, should it be launched – see Prospectus for more details.
- The Fund is authorised in the UK and is regulated by the Financial Conduct Authority.
- T. Bailey Fund Services Limited is authorised in the UK and is regulated by the Financial Conduct Authority.

This Key Investor Information is accurate as at 26/01/2022.

Key Investor Information

This document provides you with key investor information about this Fund. It is not marketing material. The information is required by law to help you understand the nature and the risks of investing in this Fund. You are advised to read it so you can make an informed decision about whether to invest.

TM Redwheel Global Equity Income Fund Class R

A sub Fund of the TM Redwheel Funds

This Fund is managed by Thesis Unit Trust Management Limited ISIN (Accumulation): GB00BMBQMY84 ISIN (Income): GB00BMBQN677

Objectives and Investment Policy

The objective of the Fund is to provide a combination of income, net of fees, and long term (over five years) capital growth by investing primarily (over 70%) in a concentrated portfolio of global companies.

The Fund will primarily (over 70%) invest its assets (excluding cash and cash equivalents) in equity and equity linked securities of companies that are listed on a global stock market. The Fund typically holds investments in 30-50 companies. The Fund portfolio is constructed with a wider global view than solely analysing the fundamentals of particular companies based on the Investment Manager's conviction that no company, market or economy can be considered in isolation. This approach concentrates on investing in stocks that, in the opinion of the Investment Manager, offer an attractive value and are issued by companies with good prospects and strong fundamentals. The most attractive stocks for this strategy tend to be those of good quality, cash generative companies with realisable dividend yields. The Fund strategy has an inherent style bias; every holding in a global equity income portfolio has to yield at least 25% more than the broader market (compared to FTSE World Equity Index) at the point of purchase. Any holding whose prospective yield falls below the comparative index yield is sold.

Equity and equity-linked securities include shares, depository receipts, warrants and other participation rights, convertible securities, index and participation notes and equity linked notes. The Fund may also invest, up to 10% of its net assets in collective investment schemes. Collective Investment Schemes may be managed by either the ACD or its associates. Fixed and floating rate debt securities as well as cash and cash equivalents may be held. The Fund may also invest and gain exposure to fixed income instruments, including emerging market and sub-investment grade debt, and convertible securities. GBP is the Fund Currency but assets may be denominated in other currencies. In certain market conditions currency exposure may be hedged. The Fund may invest in financial derivative instruments for hedging and investment purposes. Financial derivative instruments, either exchange traded or OTC, in which the Fund may invest, include, but are not limited to, options, swaps and index futures.

The Fund is actively managed and uses the MSCI World Equity Index NDR index, or equivalent, for performance comparison purpose only. The benchmark can also be used for performance comparison because the constituents are representative of the areas in which the Company itself is likely to invest.

The base currency of the Fund is pounds sterling.

Income arising from the Fund is distributed to the holders of income shares, and reinvested in the case of accumulation shares. Investors can buy and sell shares on demand when the scheme prices daily at 12 midday.

Risk and Reward Profile

Lower Risk ← → Higher Risk

Typically lower rewards — Typically higher rewards

1	2	3	4	**5**	6	7

The risk rating of the Fund is category 5 due to the volatility of simulated data which sits in a range of between 10% and 15%. The risk rating is calculated using historical data and a prescribed standard deviation methodology. The simulated data used is consistent with risk limits of the Fund.

· This indicator is based on historical data and may not be a reliable indication of the future risk profile of the Fund.

· The risk and reward category shown is not guaranteed to remain unchanged and may shift over time.

· The lowest category does not mean 'risk free'.

· This indicator is not a measure of the risk that you may lose the amount you have invested.

The following risks are material in addition to the risks captured by the indicator above:

· The price of units/shares and any income from them may fall as well as rise and investors may not get back the full amount invested. Past performance is not a guide to future performance. There is no assurance that the investment objective of the Fund will actually be achieved.
· Where investments are in the shares of companies (equities), the value of those equities may fluctuate, sometimes dramatically, in response to the activities and results of individual companies or because of general market and economic conditions or other events.
· Significant exposure to a particular industrial sector or geographical region puts the fund at risk of a localised event making a significant impact on the value of the Fund.
· More political, economic or structural challenges face emerging markets or less developed countries than developed countries which may increase volatility and uncertainty.
· Where investments in the Fund are in currencies other than your own, changes in exchange rates may affect the value of your investments.
· Where derivative investments in the Fund may include a counterparty, there is a risk that the counterparty will not fulfil their obligation.
· This Fund is allowed to use derivatives to achieve its objective. Derivatives can cause a Fund to become leveraged. Leverage occurs when exposure to an area invested in is greater than its amount invested, resulting in the Fund being exposed to a potentially greater loss than the initial investment.
· The Fund may use derivatives to reduce costs, overall risk and/or generate additional capital or income. This is known as Efficient Portfolio Management (EPM). When used for EPM purposes, there should not be an increase in the overall risk level of the Fund.

All the risks currently identified as being applicable to the Fund are set out in the 'Risk' section of the Prospectus.

Charges for this Fund

The charges you pay are used to pay the costs of running the Fund, including the costs of marketing and distributing it. These charges reduce the potential growth of your investment.

One-off charges taken before or after you invest	
Entry Charge	**5.00%**
Exit Charge	**None**
This is the maximum that might be taken out of your money before it is invested or before the proceeds of your investments are paid out	
Ongoing charges	**0.89%**
Charges taken from the Fund under certain specific conditions	
Performance fee	**None**

The entry and exit charges shown are maximum figures. In some cases you might pay less - you can find this out from your financial adviser.

The ongoing charge is based on last year's expenses for the year ending 30th September 2021. This figure may vary from year to year. It excludes:

· Portfolio transaction costs, except in the case of an entry/exit charge paid by the Fund when buying or selling units/shares in another collective investment scheme.

For more information about charges, please see section headed “Fees and Expenses” of the Fund's Prospectus, which is available on request via email to thesisut@tutman.co.uk

Past Performance

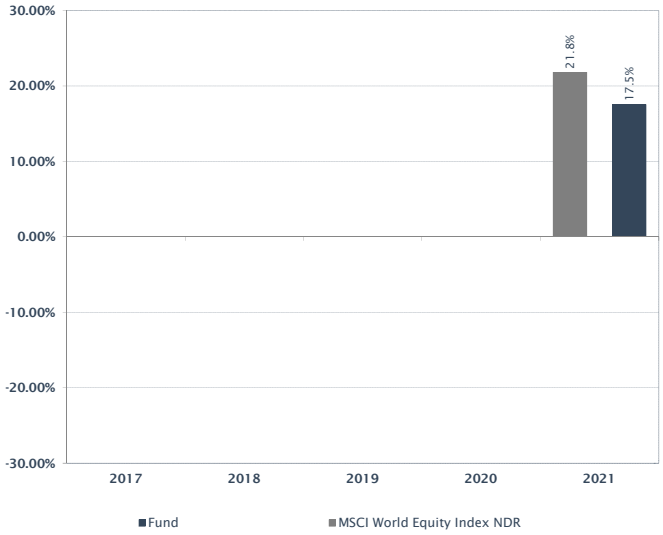

Performance source: Morningstar Direct

(a) The Fund launched in 2020

(b) The bar chart shows the calendar year returns for the last 1 full calendar years. If a column is blank, there is insufficient performance data to provide a complete calendar year of performance

(c) Past performance has been calculated in pounds sterling

(d) Performance will be calculated as Total Return, including all charges levied against the Fund

(e) Past performance has limited value as a guide to future performance

(f) Investments may go down as well as up

Practical Information

The depositary of the Fund is Northern Trust Investor Services Limited. The depositary has delegated the function of custodian to The Northern Trust Company.
Please email thesisut@tutman.co.uk if you require, or have any queries in relation to, the Fund price, Report and Accounts or Prospectus. All documentation relating to the Fund is available in English and is free of charge. The most recent prices will appear daily on the Trustnet website at www.trustnet.com and can also be obtained by telephone on 01483 783900. The annual Report and Accounts will be made available annually on the 31st July.
UK tax legislation may have an impact on the personal tax position of investors.

The information in this document relates to a single class of the TM Redwheel Global Equity Income Fund, the TM Redwheel Global Equity Income Fund Class R Accumulation share class. This document also represents the Income share class.

Thesis Unit Trust Management Limited may be held liable solely on the basis of any statement contained in this document that is misleading, inaccurate or inconsistent with the relevant part of the Prospectus for the Fund.
It is possible for you to switch your entitlement between sub-Funds of the TM Redwheel Funds. You can obtain more information about switching by emailing thesisut@tutman.co.uk. You should be aware that an exchange of shares for shares (of whatever class) in another sub-Fund is treated as a redemption and sale and is a disposal for Capital Gains Tax purposes. The Prospectus and Report and Accounts are prepared for the TM Redwheel Funds in its entirety.

The assets of the TM Redwheel Global Equity Income Fund are segregated from other sub-Funds and can only be used to meet the liabilities of the TM Redwheel Global Equity Income Fund and not of any other sub-Fund.

Information on the current remuneration policy, including a description of how remuneration and benefits are calculated and the identity of the remuneration committee members, is available on our website at www.tutman.co.uk and a copy can be obtained, free of charge, on request.

This Fund is authorised in the United Kingdom and regulated by the Financial Conduct Authority.
Thesis Unit Trust Management Limited is authorised in the United Kingdom and regulated by the Financial Conduct Authority.
This Key Investor Information is accurate as at 18th February 2022.

www.tutman.co.uk

Tutman is a trading style of Thesis Unit Trust Management Limited and Tutman LLP. Thesis Unit Trust Management Limited is registered in England and Wales, number 03508646 and Tutman LLP is registered in England and Wales, number OC369415. Both entities are authorised and regulated by the Financial Conduct Authority and have their registered office at Exchange Building, St John's Street, Chichester PO19 1UP.

Key Investor Information

This document provides you with key investor information about this fund. It is not marketing material. The information is required by law to help you understand the nature and the risks of investing in this fund. You are advised to read it so you can make an informed decision about whether to invest.

Vanguard Global Emerging Markets Fund (the "Fund")

A sub-fund of Vanguard® Investments Funds ICVC

GBP Accumulation
ISIN: GB00BZ82ZY13
Authorised Corporate Director: Vanguard Investments UK, Limited ("VIUK")

Objectives and investment policy

- The Fund seeks to provide an increase in the value of investments over the long-term (more than 5 years).
- The Fund seeks to achieve its investment objective by investing primarily in shares of companies located in emerging markets around the world. Under normal circumstances, at least 80% of the Fund's assets will be invested in shares of such companies. A company is considered to be located in an emerging market country if it is organised under the laws of, or has a principal office in, an emerging country; if it has a class of securities whose principal securities market is in an emerging country; if it derives 50% or more of its total revenue from goods produced, sales made, or services provided in one or more emerging countries; or if it maintains 50% or more of its assets in one or more emerging countries. The Investment Adviser has discretion to determine which countries are regarded as emerging markets, although those classified by the International Monetary Fund (IMF) as emerging or developing economies will typically be included, together with other countries having similar characteristics. Emerging markets are countries that are progressing toward becoming advanced, usually shown by some development in financial markets, the existence of some form of stock exchange and a regulatory body.
- The Fund is an active fund whereby its multi-manager structure comprises three independent sub-investment advisers managing approximately equal portions of the Fund's investments. Each investment adviser uses their expertise to pick investments to achieve the Fund's objectives. The Fund will be constrained by the FTSE Emerging Index (the "Index"), to a limited extent, with regard to its investment in sectors and country exposure. However, whilst the Fund may invest in components of the Index, it is not tracking the Index and the Fund will hold investments that are not components of the Index.
- The Fund typically invests in a diverse range of companies representing different economic sectors and industry groups across the spectrum of large, mid and small cap value securities, chosen mainly on the basis of an investment approach that focuses on analysing individual shares rather than stock markets. The Fund's holdings will comprise a mix of investments in companies whose earnings are expected to grow faster than their peers in the market (known as 'growth stocks') and those that are considered to have been undervalued by the market (known as 'value stocks') selected from the world's emerging markets.
- The Fund may also have exposure to bonds and other fixed income securities, other collective investment schemes (which themselves invest in securities which are consistent with the Fund's objective), money market instruments (i.e. investments usually issued by banks or governments that are a short term loan to the issuer by the buyer), deposits, and warrants(which provide the holder with the right, but not the obligation, to purchase a share at a fixed price or amount at a fixed time in the future).
- The Fund attempts to remain fully invested and hold small amounts of cash except in extraordinary market, political or similar conditions where the Fund may temporarily depart from this investment policy.
- The Fund may use derivatives (i.e. a financial contract whose value is based on the value of a financial asset (such as a share, bond, or currency) or a market index) in order to reduce risk or cost and/or generate extra income or growth (known as "efficient portfolio management").
- The currency of the share class is GBP. The Fund invests in shares which are denominated in currencies other than the share class currency. Movements in currency exchange rates can affect the return of investments.
- The Fund may not be appropriate for short-term investment. Long-term is generally considered to mean at least five years.
- Income from the Fund will be reinvested and reflected in the price of shares in the Fund.
- Portfolio transaction costs will have an impact on performance.
- Shares in the Fund can be bought or sold on a daily basis (save on certain bank holidays or public holidays and subject to certain restrictions described in Appendix 1 of the Prospectus) by submitting an application in writing or by telephone. A full list of the days on which units in the Fund cannot be sold is available on: https://global.vanguard.com/portal/site/loadPDF?country=global&docId=11627

For further information about the objectives and investment policy of the Fund and Vanguard's relationship with the Index provider, please see Appendix 1 and the "Disclaimer" section of the Vanguard Investments Funds ICVC Prospectus (the "Prospectus"). See the Practical Information Section for details of how to obtain a copy of the Prospectus.

Risk and reward profile

Lower risk ← → Higher risk

Typically lower rewards — Typically higher rewards

1	2	3	4	5	**6**	7

- This indicator is based on historical data and may not be a reliable indication of the future risk profile of the Fund.
- The risk category shown is not guaranteed and may change over time.
- The lowest category does not mean "risk free".
- The Fund is rated 6 due to the nature of its investments which include the risks listed below. These factors may impact the value of the Fund's investments or expose the Fund to losses.

  - The value of equities and equity-related securities can be affected by daily stock market movements. Other influential factors include political, economic news, company earnings and significant corporate events.

  - Movements in currency exchange rates can adversely affect the return of your investment.

  - Emerging markets are generally more sensitive to economic and political conditions than developed markets. Other factors include greater 'Liquidity Risk', restrictions on investment or transfers of assets and failed/delayed delivery of securities or payments to the Fund.

The risk and reward indicator does not take account of the following risks of investing in the Fund:

- Counterparty risk. The insolvency of any institutions providing services such as safekeeping of assets or acting as counterparty to derivatives or other instruments, may expose the Fund to financial loss.
- Liquidity risk. Lower liquidity means there are insufficient buyers or sellers to allow the Fund to sell or buy investments readily which could cause the Fund to incur higher costs when buying or selling investments or could mean that the Fund is not able to buy or sell investments when it would like to do so.
- Use of derivatives. The use of derivatives could increase or reduce exposure to underlying assets and result in greater fluctuations of the Fund's net asset value.

For further information on risks please see the "Risk Factors" section of the Prospectus on our website at https://global.vanguard.com

Charges

The charges you pay are used to pay the costs of running the Fund, including the costs of marketing and distributing it. These charges reduce the potential growth of your investment.

One-off charges taken before or after you invest	
Entry charge	None
Exit charge	None
This is the maximum that might be taken out of your money before it is invested / before the proceeds of your investment are paid out.	
Charges taken from the Fund over a year	
Ongoing charges	0.78%
Charges taken from the Fund under certain specific conditions	
Performance fee	None

The entry and exit charges shown are maximum figures and in some cases you might pay less. Investors can find out the actual entry and exit charges from their distributor.

The ongoing charges figure is based on expenses for the year ended 31 December 2021. This figure may vary from year to year. It excludes portfolio transaction costs.

For further information about charges please see the sections entitled "Buying Shares", "Redeeming Shares", "Charges and Expenses", " Dilution Adjustment" and Appendix 1 of the Prospectus on our website at https://global.vanguard.com

Past performance

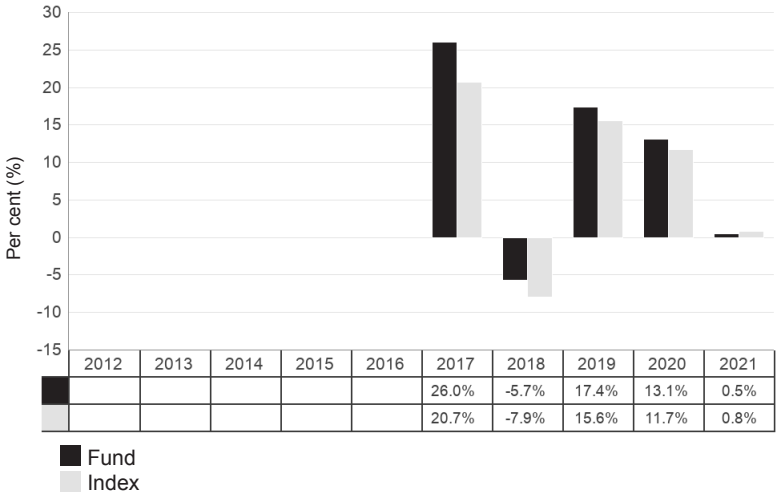

- **Past performance:**
  1. **Is not a reliable indication of future performance.**
  2. Includes ongoing charges and the reinvestment of income. It excludes entry and exit fees.
  3. Has been calculated in GBP.
- Shares in the Fund were first issued in 2016.
  This share class was launched in 2016.

Practical information

- **Depositary:** The Vanguard Investments Funds ICVC ("VIF") depositary is State Street Trustees Limited.
- **Documents, prices of shares and further information:** You can obtain copies of the Prospectus and the latest annual and semi-annual report and accounts for VIF , along with the latest published prices of shares and other information on the Fund, from our website at https://global.vanguard.com.These documents are available in English and are free of charge.
- **Sub-funds:** VIF is an umbrella fund with segregated liability between sub-funds. This means that the assets of the Fund are maintained separately under law from the assets of the other sub-funds of VIF, and each sub-fund is insulated from any liabilities or claims associated with the other sub-funds.
- **Prices:** The last published prices of units in the Fund are also available from the FT's website www.ft.com or https://global.vanguard.com
- **Shares:** The Fund is part of VIF and has both accumulation and income shares. You may switch some or all of your shares of one type, to shares of another type within the same Fund, or between other funds of VIF. An entry charge may apply. Details of switching are provided in the Prospectus.
- **Tax:** VIF is subject to the tax laws of United Kingdom. Depending on your country of residence, this may have an impact on your personal tax position. You are recommended to consult your professional tax adviser.
- **Liability:** VIUK may be held liable solely on the basis of any statement contained in this document that is misleading, inaccurate or inconsistent with the relevant parts of the Prospectus for this Fund.
- **Remuneration policy:** Details of the Vanguard European Remuneration Policy are available at https://global.vanguard.com/portal/site/portal/ucits-investment-information including: (a) a description of how remuneration and benefits are calculated; and (b) the identities of persons responsible for awarding remuneration and benefits. A paper copy of these details may be obtained, free of charge, on request from the Head of Human Resources, Europe; Vanguard Asset Services, Limited; 4th Floor; The Walbrook Building; 25 Walbrook; London EC4N 8AF.